



Eyewitness




DINOSAUR



Eyewitness DINOSAUR






Magnolia flower



Armored
Polacanthus skin



Rock fragment
with iridium
deposit



Corythosaurus



Tyrannosaurus
coprolite
(fossil dropping)



Megalosaurus jaw




Troodon embryo

Eyewitness DINOSAUR



Megalosaurus tooth

Written by
DAVID LAMBERT



Kentrosaurus





Ammonite mold



Ammonite cast



LONDON, NEW YORK,
MELBOURNE, MUNICH, AND DELHI

Consultant Dr. David Norman

Senior editor Rob Houston

Editorial assistant Jessamy Wood

Managing editors Julie Ferris, Jane Yorke

Managing art editor Owen Peyton Jones

Art director Martin Wilson

Associate publisher Andrew Macintyre

Picture researcher Louise Thomas

Production editor Melissa Latorre

Production controller Charlotte Oliver

Jacket designers Martin Wilson,
Johanna Woolhead

Jacket editor Adam Powley

DK DELHI

Editor Kingshuk Ghoshal

Designer Govind Mittal

DTP designers Dheeraj Arora, Preetam Singh

Project editor Suchismita Banerjee

Design manager Romi Chakraborty

Production manager Pankaj Sharma

Head of publishing Aparna Sharma

First published in the United States in 2010 by
DK Publishing

375 Hudson Street, New York, New York 10014

Copyright © 2010 Dorling Kindersley Limited, London

10 11 12 13 14 10 9 8 7 6 5 4 3 2 1

175403-12/09

All rights reserved under International and Pan-American
Copyright Conventions. No part of this publication may
be reproduced, stored in a retrieval system, or transmitted
in any form or by any means, electronic, mechanical,
photocopying, recording, or otherwise, without the prior
written permission of the copyright owner. Published in
Great Britain by Dorling Kindersley Limited.

A catalog record for this book is available from
the Library of Congress.

ISBN 978-0-7566-5810-6 (Hardcover)

ISBN 978-0-7566-5811-3 (Library Binding)

Color reproduction by MDP, UK, and Colourscan, Singapore
Printed and bound by Toppan Printing Co. (Shenzhen) Ltd, China

Discover more at


www.dk.com



Gila monster



Iguanodon hand



Troodon




Ankylosaur scute
(bony plate)



Oviraptor egg

Contents



Ankylosaurus

6
What were the dinosaurs?
8
Different designs
10
Triassic times
12
Jurassic times
14
Cretaceous times
16
The end of an era
18
How do we know?
20
The first fossil finds
22
Little and large
24
Dinosaur evolution
26
Heads and brains
28
Horns and head crests
30
Senses and communication
32
Meat-eaters
34
Plant-eaters
36
Long and short necks
38
The backbone story
40
All about tails

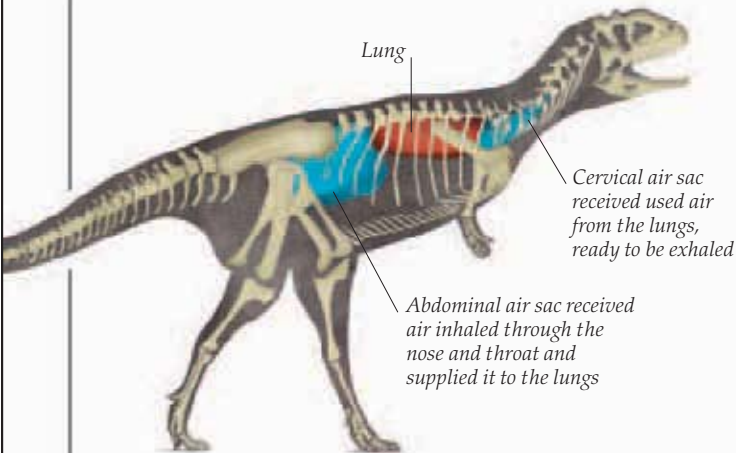
42
Terrifying tails
44
Plates and sails
46
Arms and hands
48
Claws and their uses
50
Legs and feet
52
Ancient footprints
54
Tough skins
56
Feathered dinosaurs
58
Eggs and young
60
Finding dinosaur fossils
62
Rebuilding a dinosaur
64
Classification of dinosaurs
66
Discovery timeline
68
Find out more
70
Glossary
72
Index

What were the dinosaurs?

LONG AGO, STRANGE BEASTS roamed the world. Some grew as big as a barn, others were smaller than a hen. Some walked on four legs, others on two. Some were fierce hunters, others were peaceful plant-eaters. These backboned land animals are called dinosaurs. Dinosaur means "terrible lizard," and like lizards, dinosaurs were reptiles. But instead of sprawling, they walked upright, and some dinosaurs had feathers rather than scaly skin. In chilly air, instead of dozing like a lizard, some dinosaurs could stay active by generating their own body heat. The dinosaurs ruled Earth for 160 million years—flourishing on land more successfully than any other group of backboned animals. Then 65 million years ago, they mysteriously died out, except for one group—the dinosaurs that we call birds.



Hole between bones of lower jaw helped to lighten the skull



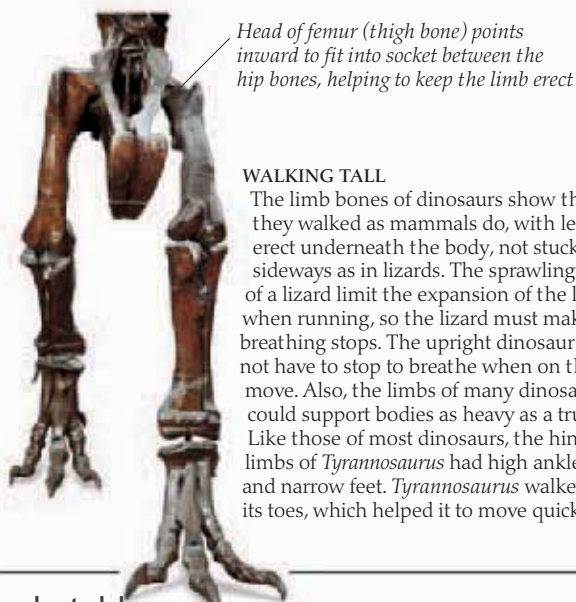
A BREATH OF FRESH AIR

Unlike modern reptiles, some dinosaurs, including *Majungatholus*, had air sacs connected to their lungs, just as birds do. As in birds, the sacs acted like bellows, pushing a continuous flow of fresh air one way through the lungs. This breathing method is much more efficient than that of mammals. In mammals, some stale air gets mixed with fresh air in every breath.




FOSSIL FEATHERS

The fuzzy brown fringes around the skeleton of this fossil *Microaptor* are traces of feathers. Feathered dinosaurs had big advantages over those with scaly skin. *Microaptor's* feathers helped to keep this small predatory dinosaur warm in cold weather. Long showy feathers probably helped the males to attract mates. And when *Microaptor* jumped off a tree with its feathered arms outstretched, its leap became a long glide.



WALKING TALL

The limb bones of dinosaurs show that they walked as mammals do, with legs erect underneath the body, not stuck out sideways as in lizards. The sprawling limbs of a lizard limit the expansion of the lungs when running, so the lizard must make breathing stops. The upright dinosaur did not have to stop to breathe when on the move. Also, the limbs of many dinosaurs could support bodies as heavy as a truck. Like those of most dinosaurs, the hind limbs of *Tyrannosaurus* had high ankles and narrow feet. *Tyrannosaurus* walked on its toes, which helped it to move quickly.




A TIME BEFORE HUMANS

The Age of Dinosaurs lasted from about 230 million to 65 million years ago (mya). It spans most of the geological era known as the Mesozoic, which is divided into the Triassic, Jurassic, and Cretaceous periods. Other than birds, all dinosaurs died out long before the first humans appeared on Earth.


REPTILE RELATIONS

Elasmosaurus was the longest-known plesiosaur, one of a group of marine reptiles from the Mesozoic Era. It grew to as long as 46 ft (14 m). Other groups of large marine reptiles from this time include mosasaurs and ichthyosaurs. None of these was a dinosaur. They were from a different part of the reptile family tree.



Extremely long neck supported by 72 cervical vertebrae (neck bones)

Flipper-shaped limb



Thumblike digit allowed the hand to grasp

Hand with three main digits

Weight-bearing toe

Upright hind limb

Hingelike ankle braced hind limb

Green, scaly skin

Sprawling leg

DINOSAUR FEATURES

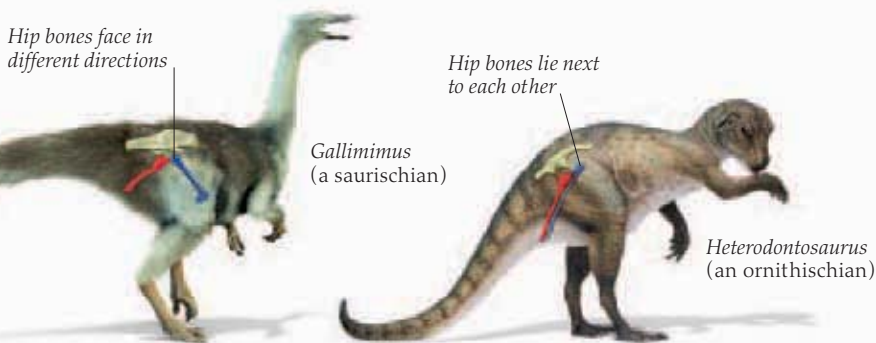
Paleontologists—scientists who study fossils—helped to create this restoration of the meat-eating dinosaur *Monolophosaurus*. Like all dinosaurs this fearsome predator stood upright thanks to the construction of its hip joints. It was bipedal, walking only on its hind limbs, its heavy tail balancing its upper body. Like many bipedal dinosaurs, *Monolophosaurus's* third digits (fingers) could twist a little to face the other two digits, forming grasping hands.

TERRIBLE LIZARDS?

Dinosaurs were very unlike typical modern reptiles, such as this basilisk lizard. A basilisk is cold-blooded, meaning it relies on heat from the Sun for body warmth. But evidence of some dinosaurs' birdlike lungs and feathers suggests they were warm-blooded, maintaining constant body temperatures with internal body heat. Unlike modern reptiles, they probably had a high-energy lifestyle like birds and mammals.


Different designs

PALEONTOLOGISTS DIVIDE DINOSAURS INTO two groups, according to how their hip bones are arranged. Most saurischians had hip bones like a lizard's and were two-legged, meat-eating theropods, or four-legged, plant-eating sauropods. The ornithischians had hip bones like a bird's and were plant-eaters. They included two-legged ornithopods, as well as plated, armored, and horned dinosaurs, which were all four-legged. Bony plates or spikes ran along the backs of stegosaurus, or plated dinosaurs, and bony body armor protected the ankylosaurus, or armored dinosaurs. Ceratopsians, or horned dinosaurs, bore horns on their heads and bony frills over their necks. The family tree on pages 64–65 shows how all these dinosaurs were related.




A HIP ISSUE

In most saurischian dinosaurs, the lower hip bones called the pubis (colored blue) and ischium (colored red) pointed in different directions. In all the ornithischian dinosaurs, both types of bone sloped down and back, lying parallel to each other. Some other later saurischians developed a hip bone arrangement similar to the ornithischians; these dinosaurs were the forerunners of birds.




STEGOSAURS

Stegosaurus ("roof lizards") got their name from the double row of bony plates or spikes that jutted from their backs. Like the armored ankylosaurus, these so-called plated dinosaurs belonged to a group of ornithischians called thyreophorans ("shield bearers"), which had body parts providing protection.



CERATOPSIANS

Ceratopsians ("horned faces") were ornithischian plant-eaters. Many ceratopsians had long horns and a heavy neck shield. Smaller ridges rimmed the skulls of their two-legged relatives, pachycephalosaurs and psittacosaurus. All three formed the marginocephalians ("margin-headed" dinosaurs). Most kinds of marginocephalians lived in the regions known today as North America and Asia.



Bony spike jutting from neck frill

SAUROPODS

Sauropods were gigantic saurischians with long necks and tails. The largest were the most massive animals of any kind that ever walked on Earth. Along with their early and mostly smaller relatives, prosauropods, the sauropods formed a group of long-necked plant-eaters called sauropodomorphs. These spread to all parts of the world and lived as far south as present-day Antarctica.

Immensely long neck

Whiplike tail

Bony bump on head

Barosaurus

Sharp and horny beak

Pillarlike leg

ORNITHOPODS

Ornithopods were plant-eaters that first appeared in the Jurassic Period. Early kinds were small and fast enough to outrun big meat-eaters. Later ones included bulky *Muttaborrasaurus*, *Iguanodon*, and the hadrosaurs (duck-billed dinosaurs). These animals hurried on their hind limbs, but often ambled on all fours. The largest lived in the northern continents.

Heavy tail

Muttaborrasaurus

Forelimb used as a foot

Bony tail club

Armored bands

Euoplocephalus

ANKYLOSAURS

Ankylosaurs were a group of armored ornithischians. Their four sturdy legs supported a barrel-shaped body. Some kinds, including *Euoplocephalus*, had a tail that ended in a bony club. Sharp shoulder spikes protected others.

Nose horn

Bladelike teeth

THEROPODS

Theropods ("beast feet") were carnivorous, or meat-eating, saurischians. Most had sharp teeth, and clawed toes on strong, birdlike feet. The theropods ranged from huge *Tyrannosaurus* to feathered animals no larger than a pigeon, some of which were ancestors of modern birds.

Ceratosaurus



Triassic times

THE TRIASSIC PERIOD lasted from around 250 to 200 million years ago. It was the first part of the Mesozoic Era—often called the Age of Dinosaurs. At this time, a mighty ocean surrounded a single massive continent. Some parts of the land were hot, and others were warm. Deserts covered inland regions cut off from moist winds that blew in from the ocean. Flowering plants had yet to appear. Reptilelike ancestors of mammals and many kinds of prehistoric reptile thrived in these conditions. Among the reptiles were lizards, plant-eating rhynchosaur, and the ancestors of crocodiles. The first dinosaurs appeared in the latter half of the Triassic—some fed on plants, while others ate reptiles and the mammals' ancestors. Above them flew the skin-winged pterosaurs, and other reptiles swam in shallow offshore seas.

THE TRIASSIC WORLD

In this period, all landmasses formed one supercontinent that spanned the globe (from pole to pole). Scientists call this Pangaea ("all Earth"). Surrounding Pangaea was a single ocean, with a great inlet called the Tethys Sea. One landmass allowed the spread of dinosaurs across the globe.

Tuft of grasslike leaves on a single, unbranched trunk

ANCIENT PLANTS

Where the ground was moist enough for vegetation, strange plants thrived alongside some that are familiar to us today.

Bushy-topped *Pleuromeia* was an unbranched treelike plant no taller than a man. Early in the Triassic Period, it lined many coasts and riversides. Damp places were also home to ferns and horsetails.

Drier regions suited other kinds of plants, such as ginkgoes, seed ferns, cycads, palmlike plants called cycadeoids, and tall conifers related to the monkey puzzle tree.



Fern frond



Leaves of a ginkgo tree

Pleuromeia plants

Desertlike region


DAWN OF THE DINOSAURS

The first dinosaurs were probably small meat-eaters that were bipedal (walking on two legs). Plant-eaters, both bipedal and quadrupedal (walking on all fours), appeared at the end of the Triassic. By then, there were already theropods, prosauropods, and sauropods—the main groups of saurischian dinosaurs. The only known ornithischian dinosaurs were small bipeds not belonging to any of the later groups.



HERRERASAURUS (228 MYA)

This bipedal hunter from Triassic Argentina is one of the earliest-known dinosaurs, perhaps predating the first theropods. It had a long tail that it used for balance while running.



Flexible neck

REPTILES TAKE FLIGHT

A flying reptile about 28 in (70 cm) long, *Eudimorphodon* was one of the earliest-known pterosaurs, which were relatives of dinosaurs. It had skin wings, toothy jaws, and a long, bony tail. *Eudimorphodon* flew over what is now north Italy about 210 million years ago, perhaps seizing small fish with its sharp teeth.

Elongated fourth finger supports the wing

Clawed finger

Wing made of skin

Front teeth project forward

Bony tail

Beak for cropping plants



Fossil skull

PLANT-EATING REPTILES

Several groups of giant reptile dominated Triassic wildlife before dinosaurs gradually replaced them. This beaked skull comes from *Hyperodapedon*, a piglike reptile with a big head and a squat, barrel-shaped body. It was one of the rhynchosaurs, a group of plant-eating reptiles that chopped up seed ferns with their teeth. *Hyperodapedon* was widespread 220 million years ago.

ARMORED SEA REPTILES

Placodus ("flat tooth") belonged to a group of reptiles called placodonts, one of several kinds of large reptiles living in Triassic seas. It was as long as a man. About 200 million years ago, this sprawling, short-necked creature plucked shellfish from rocks with its jutting front teeth, then crushed them using flat teeth in the roof of its mouth.



Armored back

Sprawling limb

Fur probably covered body



THE EMERGENCE OF MAMMALS


Mammals emerged in the Triassic Period, evolving from reptilelike ancestors. Small, shrewlike *Megazostrodon* lived in southern Africa as the Triassic Period was ending. This furry creature had almost all the features of a mammal. It would have snapped up insects and baby lizards but kept well clear of hungry dinosaurs. *Megazostrodon* probably spent the daytime hiding in a hole and only ventured out to hunt at night.

Mammal-like teeth of different shapes and sizes



PLATEOSAURUS (215 MYA)

This prosauropod grew up to 26 ft (8 m) long, but the bulky plant-eater supported itself on its hind limbs only. *Plateosaurus* might have roamed in herds and was widespread in Late Triassic Europe.



EOCURSOR (210 MYA)

A plant-eater slightly larger than a fox, *Eocursor* is the only Triassic ornithischian dinosaur for which fairly complete fossils have been found. *Eocursor* ran very fast and lived in Triassic South Africa.



COELOPHYSIS (208 MYA)

This theropod was longer than a man, but lighter. It had slim, pointed jaws and small, sharp teeth, and swallowed smaller creatures whole. Paleontologists found many of its skeletons in New Mexico.

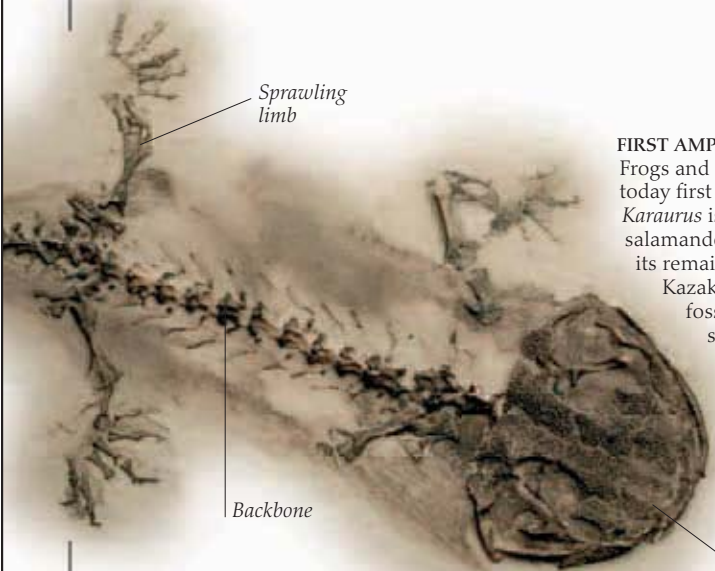


Jurassic times

THE JURASSIC WORLD

Pangaea broke up into a northern landmass called Laurasia and a southern landmass called Gondwana. But these smaller supercontinents soon started breaking up as well. Laurasia started to split into the northern continents of North America, Europe, and Asia. Gondwana began splitting into South America, Africa, India, Australia, and Antarctica.

THE JURASSIC PERIOD lasted from around 200 to 145 million years ago. It formed the middle part of the Mesozoic Era and is sometimes called the Age of Giants because huge sauropod dinosaurs flourished at this time. By now the supercontinent Pangaea had begun to crack. Where a great rift split apart Earth's continental crust, the Atlantic Ocean formed and then widened, separating lands on either side. Moist winds from the seas could reach many inland regions, bringing rain to places that had once been deserts. It was warm everywhere. Plants began to grow in barren lands, providing food for new kinds of large and small plant-eating dinosaurs. Above these, pterosaurs shared the air with the first birds, descendants of small predatory dinosaurs. Early salamanders swam in lakes and streams, and Jurassic seas swarmed with big swimming reptiles. Many of these hunted fish that resembled some of those alive today.



Sprawling limb

Backbone

FIRST AMPHIBIANS

Frogs and salamanders as we know them today first appeared in the Jurassic Period. *Karaurus* is one of the earliest-known salamanders. Paleontologists discovered its remains in Late Jurassic rocks in Kazakhstan. Despite its age, *Karaurus's* fossil skeleton resembles those of salamanders that are alive today.

About 8 in (20 cm) long, this small amphibian was a good swimmer. It probably lived in streams or pools, snapping up creatures such as snails and insects.

Broad skull




JURASSIC SEA REPTILES

Aside from its long, narrow jaws and vertical tail, *Ichthyosaurus* ("fish lizard") was shaped like a dolphin. It grew 6½ ft (2 m) long and swam fast, using its large eyes to spot the fish it hunted for food. Ichthyosaurs were one of several groups of large Jurassic reptile superbly adapted for life in the sea. They were not related to dinosaurs.

GIANTS AND BIRDS

During the Jurassic Period, the prosauropods died out, but sauropods and theropods flourished. Among them were the largest plant-eating and meat-eating land animals of the time, although some theropods from this period were feathered creatures no bigger than crows. The ornithomids, stegosaurs, and ankylosaurs all appeared in the Jurassic Period.



SCOLIDOSAURUS (190 MYA)

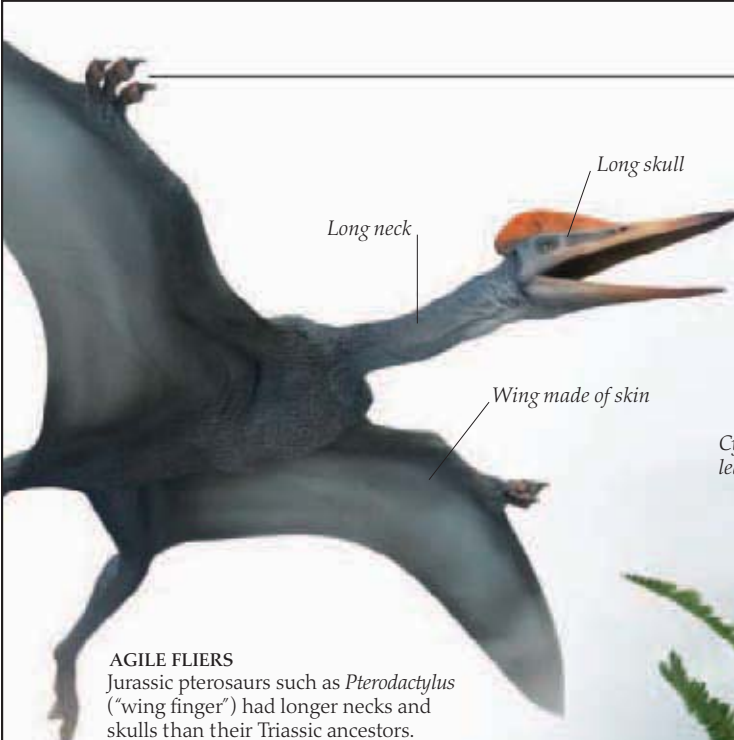
The ankylosaur *Scelidosaurus* was one of the earliest and most primitive armored dinosaur. As long as a mid-sized car, it lived in the northern landmass Laurasia.

BARAPASAURUS (190 MYA)

Barapasaurus ("big-legged lizard") gets its name from a thigh bone 5½ ft (1.7 m) long. This sauropod had slim limbs and unusual hollows in its vertebrae (back bones). It grew 60 ft (18 m) long and lived in Jurassic India.

GUANLONG (160 MYA)

Guanlong was one of the earliest members of the tyrannosauroid group of theropods. This crested dinosaur from China grew only 10 ft (3 m) long, but shared key features with *Tyrannosaurus*.




Long neck

Long skull

Wing made of skin

AGILE FLIERS

Jurassic pterosaurs such as *Pterodactylus* ("wing finger") had longer necks and skulls than their Triassic ancestors. Their short tails made them agile in the air. Many species of *Pterodactylus* lived in Africa and Europe, the largest with a wingspan of 8 ft (2.4 m). It is likely that these pterosaurs flew low over water, their sharp teeth seizing unsuspecting fish.




Powerful jaws

CROCODILE ANCESTOR

Protosuchus ("first crocodile") belonged to the same group of reptile as modern crocodiles and alligators—only remotely related to dinosaurs. But this animal had relatively longer and more agile legs and ran around on land. *Protosuchus* was a hunter the size of a large dog, armed with powerful jaws. It lived early in the Jurassic Period in present-day Arizona.

JURASSIC VEGETATION


The major types of plant at this time were those that had flourished in the Triassic Period. Gymnosperms included ginkgoes, monkey puzzle trees, and cycadeoids such as *Williamsonia*—a small, stumpy tree with palmlike fronds that sprouted from the top. Meadows of ferns, horsetails, and mosses carpeted damp soil. In drier areas, strips of forest lined the riverbanks. Flowering plants had not yet appeared.




Leaves of a monkey puzzle tree

Cycadlike leaves

Williamsonia plants



Short, stocky trunk



KENTROSAURUS (156 MYA)

Related to the more famous *Stegosaurus*, *Kentrosaurus* ("spiked lizard") bristled with paired narrow plates or spikes jutting from its neck, back, and tail. This plated dinosaur lived in East Africa.



SINRAPTOR (155 MYA)

Sinraptor lived in what is now a desert in northwest China. This big meat-eater, about 25 ft (7.6 m) long, was related to the better-known North American theropod *Allosaurus*.



ARCHAEOPTERYX (150 MYA)

The crow-sized bird *Archaeopteryx* had feathered wings and body but also had a theropod's teeth, claws, tail, and scaly legs. Fine-grained limestone rocks of southwest Germany preserve its fossil skeletons.



Cretaceous times

THE CRETACEOUS PERIOD lasted from 145 to 65 million years ago and closed the Mesozoic Era, marking the climax of the Age of Dinosaurs. Climates remained warm or mild, but great changes happened to our planet. Flowering plants began to replace older kinds, seas flooded low-lying lands, and continents split up and moved apart. As the landmasses separated, the dinosaurs that became cut off from one another adapted to different environments. In the late Cretaceous Period, there were probably more kinds of dinosaur than ever before.

THE CRETACEOUS WORLD

In the Cretaceous Period, the supercontinents Laurasia and Gondwana broke up completely. Their fragments gradually took on the shapes of the continents we know today. By the end of this period, most had drifted close to their present positions, but India had not yet docked with Asia. For a while, shallow seas overflowed stretches of low-lying land.



Magnolia flower

FROM FOLIAGE TO FLOWERS

Early in the Cretaceous Period, plants such as conifers, cycads, and ferns still covered the land. A strange tree-fern called *Tempskya* was widespread in the northern continents. It had a false trunk made of stems surrounded by roots, with leaves that grew outward. Angiosperms, or flowering plants, appeared for the first time. They began to grow on open ground and spread out from the tropics, changing landscapes forever. Most early kinds of angiosperm were probably small and weedy, but some gave rise to shrubs and small trees. By the end of the Cretaceous Period, magnolias and other flowering trees had formed extensive forests.

Upper part of trunk covered with leaves

Tempskya tree-fern forest


AN AGE OF DIVERSITY

Cretaceous dinosaurs included some of the most massive sauropods and theropods of all time. Theropods now also included an amazing variety of feathered birds and birdlike dinosaurs—some smaller than a sparrow, and others as large as an elephant. Stegosaurus had vanished, but the horned dinosaurs appeared, as did the largest ankylosaurs and ornithomimids.




SAUROPELTA (115 MYA)

Twice the length of a large rhinoceros, *Sauropelta* was an ankylosaur that roamed the Early Cretaceous woodlands in western North America. Bony cones and studs guarded its back and tail against attack.




ALXASAURUS (110 MYA)

Alxasaurus ("Alxa lizard") from China's Alxa Desert was an early therizinosauroid—one of a group of pot-bellied, plant-eating theropods probably covered in feathery down.



STYRACOSAURUS (76.5 MYA)

A large horned dinosaur from North America, *Styracosaurus* measured 18 ft (5.5 m) in length and got its name from the long spikes on its neck frill. Its sharp beak could slice through tough vegetation.



AIRBORNE GIANT
 Cretaceous pterosaurs included the largest of all flying reptiles. *Ornithocheirus* had a long snout, but its most remarkable feature was its great size. This might have been one of the largest pterosaurs ever—as heavy as a man and with the wingspan of a small plane. *Ornithocheirus* flew above Europe and South America about 125 million years ago.




HERE COME THE BIRDS
 The first truly modern birds began to appear in the Cretaceous Period. Hummingbird-sized *Liaoxiornis* was one of the smallest birds from the Mesozoic Era. It lived in eastern Asia early in the Cretaceous Period. *Liaoxiornis* looked like modern birds, but probably belonged to a group of primitive birds called enantiornithes (“opposite birds”). In these birds, a knob on the coracoid bone near the shoulder fit into a basin in the shoulder blade. In birds today, the arrangement is the other way around.



MODERN MAMMALS
 New kinds of mammal were emerging in the Cretaceous Period, including *Zalambdalestes*, an early placental mammal, with unborn young nourished by a placenta in the mother’s womb. *Zalambdalestes* lived in Late Cretaceous Mongolia and had a long nose like that of an elephant shrew. It hunted in the undergrowth, crushing insects between molar teeth.




SEA MONSTER
 At a length of about 40 ft (12.5 m), *Mosasaurus* was one of the largest of the Late Cretaceous marine mosasaur reptiles. The mosasaurs were more closely related to lizards than to dinosaurs. *Mosasaurus* swam with paddle-shaped limbs and a long, flattened tail, seizing fish and ammonites in its huge, sharp-toothed jaws. Its fossils were discovered in 1764 near Maastricht, the Netherlands, and *Mosasaurus* was named after the nearby Meuse River, called *Mosa* in Latin.



SALTASAURUS (75 MYA)
 This sauropod was named after the Argentinian province of Salta where its fossils were first found. *Saltasaurus* was 39 ft (12 m) long, with an unusual hide protected by thousands of small, bony lumps.

EDMONTOSAURUS (70 MYA)
Edmontosaurus was one of the last and largest of the hadrosaurs (duck-billed dinosaurs). Up to 43 ft (13 m) long and perhaps as heavy as an elephant, this plant-eater roamed western Canada.

ALBERTOSAURUS (72 MYA)
 A predator with a massive head and tiny, two-fingered hands, *Albertosaurus* was somewhat smaller than its close relative *Tyrannosaurus*. Both lived in western North America.



VOLCANIC ERUPTIONS

Volcanic eruptions in central India at the end of the Cretaceous Period released vast lava flows and huge quantities of dust and toxic gases into the atmosphere. Blown around the world by winds, they could have altered climates in ways that killed many plants and animals.

ASTEROID IMPACT

About 65 million years ago, a molten asteroid 6 miles (10 km) across crashed into Earth at several thousand miles an hour. The fireball struck with the force of more than two million hydrogen bombs, sending enormous shockwaves rippling around the world. Immense clouds of dust hid the Sun for months. The whole planet cooled, which had devastating effects on the world's climate, helping to kill seven out of every ten species of creature that lived on land or at sea.

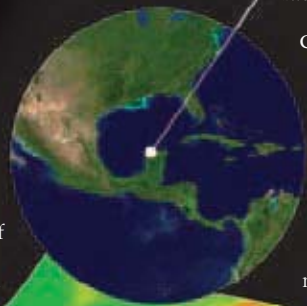
The end of an era

DINOSAURS FLOURISHED FOR more than 160 million years. Then, about 65 million years ago, all disappeared except for the small theropods that we know as birds. Most other sizeable creatures vanished, too, such as the gigantic swimming reptiles and the skin-winged flying reptiles called pterosaurs. Great changes must have happened to the world to drive so many kinds of animal into extinction. At least two great disasters struck. First came a series of massive volcanic eruptions. Then an asteroid (a large lump of rock from space) as big as a city hit Earth with the force of a colossal nuclear explosion.

Fireball striking Earth

Shockwave

Satellite image of Central America

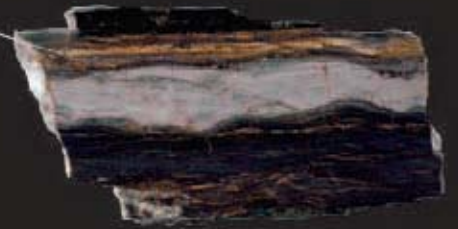


Impact crater in Mexico's Yucatán peninsula

CHICXULUB CRATER

A crater 110 miles (180 km) across marks where the asteroid hit Earth. Few surface traces remain. Engineers discovered the crater when scouting sites for oil drilling near Puerto Chicxulub village, Mexico. Scientists measured the magnetic field strength across the region and found a concentration of magnetic rocks at the crater's center, shown in red below. This suggests that the impact uplifted strongly magnetic rocks from deep beneath Earth's surface. A ring of negative readings, in blue, shows where molten surface rock, liquefied by the heat of the impact, pooled, became magnetized, and froze.

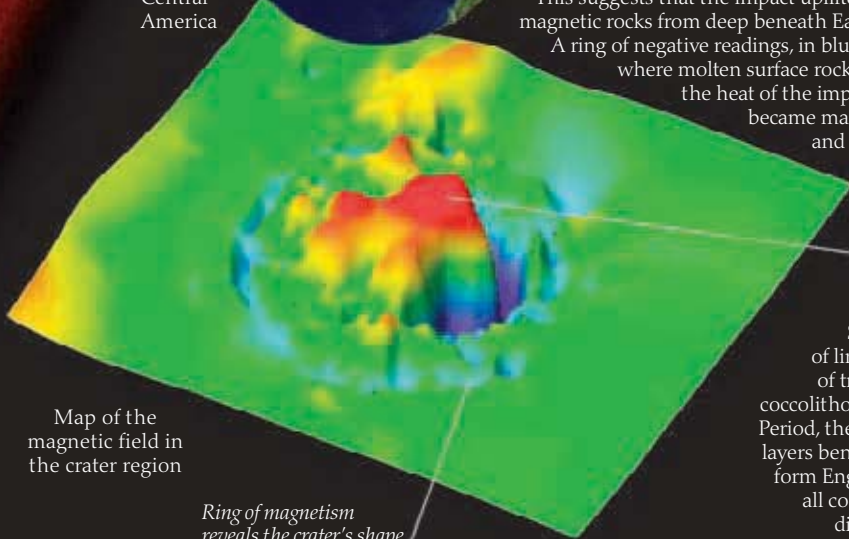
Iridium layer



IRIDIUM DEPOSITS

The element iridium is scarce on Earth but plentiful in asteroids. Around the world, scientists have found a layer of iridium above the last rock layer with fossil dinosaurs and below the first rock layer without dinosaur fossils. It is believed that this iridium came from the asteroid that punched out the Chicxulub crater. The presence of scraps of glassy rock that shot up after the impact and then rained down around the crater is further evidence of the asteroid impact.

Map of the magnetic field in the crater region



Ring of magnetism reveals the crater's shape

Strongly magnetic rocks at center

TINY VICTIMS

Soft, white chalk is a pure variety of limestone formed from the shells of trillions of tiny organisms called coccolithophores. Late in the Cretaceous Period, their remains formed thick chalk layers beneath the sea. Such layers now form England's chalk sea cliffs. Almost all coccolithophores mysteriously disappeared around the same time as the dinosaurs.



Fragment of chalk

DEATH IN THE OCEAN

Other organisms, such as ammonites, also became extinct around the same time as the dinosaurs. Ammonites were sea creatures related to squid, and their numbers had already begun to decline late in the Cretaceous Period due to a loss of habitat. Undersea volcanic activity in the mid-Cretaceous caused changes in the seafloor. The sea level rose and the ocean spilled over low-lying lands, creating shallow seas that were ideal habitat for ammonites and a range of reptiles and other organisms. When the seas retreated later in the Cretaceous, the ammonites and other wildlife lost their homes.



Massive beak

OUTLASTING THE CATASTROPHE

This flightless bird belonged to one of the groups of animal that survived the mass extinction, which brought the Cretaceous Period to an end. *Gastornis* ("Gaston's bird") had a powerful kick, a massive beak, and stood taller than a man. For a time, it seemed that such birds might fill the gap left by the predatory dinosaurs, but birds like this eventually died out as well.



Stumpy wings

Tidal waves rippling over the ocean



Hooflike claws

MAMMAL SURVIVORS

Ten million years after most dinosaurs died out, *Phenacodus*, a furry plant-eater with hooflike claws and grinding cheek teeth, roamed the woodlands of North America and Europe. Mammals far larger than this sheep-sized animal also began to appear by this time, and they survived because there were no large theropods to prey on them.

Limestone

How do we know?

WE KNOW WHAT LONG-DEAD DINOSAURS were like because paleontologists have dug up their remains. Most of these belonged to corpses buried under mud, sand, or volcanic ash that slowly hardened into rock. Minerals filled pores (spaces) in the bones and hardened them, or replaced them altogether, turning bone to stone, in a process called permineralization. All that is left are usually fossilized bones that have been buried in the ground for millions of years. Sometimes, though, the shapes of a body's soft parts—skin, tendons, and muscles—have survived, giving scientists precious, rare glimpses of soft anatomy.



DIGGING UP THE PAST
Paleontologist Luis Chiappe excavates a *Protoceratops* skull at Ukhaa Tolgod in Mongolia's Gobi Desert. Determined dinosaur hunters sometimes travel halfway around the world to reach the best bone beds. There they must often camp and work in harsh conditions and put up with scorching heat or bitter cold.

Sandstone

Shale


Volcanic ash

Limestone

Volcanic ash

Shale

Limestone



ROCK LAYERS

Fossils occur in sedimentary rocks. These are formed when sediment (sand, mud, and gravel) builds up in layers and is compressed over many million years. A series of sedimentary layers can be exposed in a cliff face (as shown here). In an undisturbed set of layers, the oldest rocks lie at the bottom and the youngest at the top. Knowing this, scientists can work out the relative age of each rock layer and the fossils it contains. Index fossils are fossils that are characteristic of a particular period and help to date the rocks in which they are found and also other fossils in neighboring layers of rock. Ammonites, for instance, are index fossils for the Mesozoic Era. Scientists also date rocks accurately by measuring the decay of radioactive elements in them.

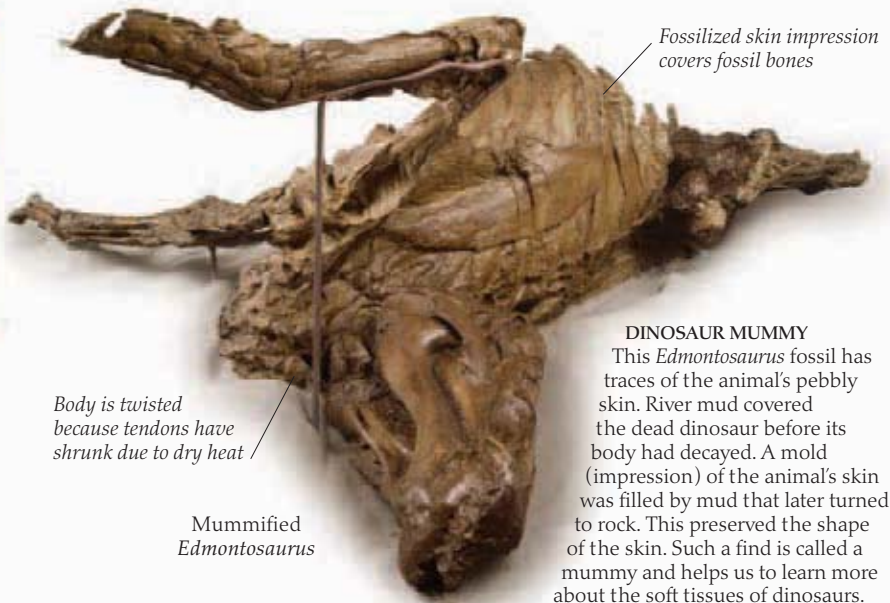
THE STORY OF A FOSSIL

From left to right, these block diagrams tell the story of dinosaurs that drowned in a river. Their flesh rotted away, leaving only bones in wet mud when the river dried up. Later, the river refilled, adding more sediment, and buried the bones deeper and deeper in mud that slowly turned into rock. Minerals seeping into pores in the bones changed them into fossils. Over millions of years, wind and rain wore away the rocks, leaving the dinosaur fossils exposed on the surface. There, dinosaur hunters discovered them.



PREHISTORIC TREASURE

Almost all bones in this *Dilophosaurus* skeleton are still intact and most are connected to each other, much as they had been while the dinosaur was alive. Nothing had disturbed this creature's corpse before a rocky tomb covered and protected it. Fossil dinosaur skeletons as complete as this are extremely rare. Dinosaur hunters are more likely to find tiny isolated scraps of bone, because after most dinosaurs died, scavenging animals and the weather would break up the bodies, damaging and scattering the bones.



Fossilized skin impression covers fossil bones

Body is twisted because tendons have shrunk due to dry heat

Mummified *Edmontosaurus*

DINOSAUR MUMMY
This *Edmontosaurus* fossil has traces of the animal's pebbly skin. River mud covered the dead dinosaur before its body had decayed. A mold (impression) of the animal's skin was filled by mud that later turned to rock. This preserved the shape of the skin. Such a find is called a mummy and helps us to learn more about the soft tissues of dinosaurs.

MOLDS AND CASTS

Sometimes a dead organism buried in mud or sand rots away completely, leaving its impression behind. This kind of fossil is a mold. As the mud or sand turns into rock, minerals may seep into the impression and replace it with a stony lump in the shape of the organism. Such a fossil is called a cast. Many animal and plant fossils consist of molds or casts.



Impression of the organism

Ammonite mold


Ammonite cast

Stony lump in the shape of the organism



TRACE FOSSILS

A footprint shows where a dinosaur once walked through mud that later hardened into rock. Fossil eggs, nests, and dung also reveal how the living dinosaurs behaved. Such fossilized signs, or traces, of an animal (rather than fossils of the animal itself) are known as trace fossils. They help us to learn about how dinosaurs moved, how they bred, and what they ate—information that we could not easily guess at from the reptiles' fossil bones alone.



Paleontologist excavating a dinosaur fossil

Eroded desert landscape

Fronn-shaped carbon film



CARBONIZED PLANT TISSUE

A shiny black and brown film made of carbon is all that remains of this fern frond preserved in a rock. Carbonized and other kinds of plant fossils help scientists to build a picture of what the vegetation was like in a particular place at a particular time.



Megalosaurus thigh bone

AN EARLY FIND

This was the first published picture of a dinosaur fossil. In 1677 it featured in a book by Robert Plot, an English museum curator. Plot mistakenly described the fossil as being the thigh bone of a giant man.

The first fossil finds

PEOPLE HAD BEEN UNEARTHING the fossil bones of giant creatures long before they knew they were discovering what we call dinosaurs. Scientific dinosaur discovery began in England in the early 1820s. A doctor named Gideon Mantell began collecting large fossilized bones and teeth dug up in a Sussex quarry. He believed they came from a giant prehistoric reptile and called it *Iguanodon*. Soon, the bones of two more monstrous animals came to light. The British scientist Richard Owen claimed all three belonged to a single group of reptile, for which he invented the term Dinosauria, meaning “terrible lizards.” The term appeared in print for the first time in 1842, and the hunt for dinosaurs would soon spread around the world.




A TOOTHY CLUE

Gideon Mantell (1790–1852) noticed that large fossil teeth like this one resembled the smaller teeth of an iguana lizard. That is why he used the name *Iguanodon*, meaning “iguana toothed.” According to one story, Mantell’s wife Mary found the first tooth among a pile of stones as she walked along a country lane. In fact, the first find probably came from local quarrymen, who were paid by Mantell to look out for fossil bones.

GUESS AGAIN!

Gideon Mantell drew this sketch to show what he believed *Iguanodon* looked like. No one had yet pieced together a whole dinosaur at this time, so the animal he pictured was largely guesswork based on a few broken bones. The animal resembles an outsized iguana lizard bizarrely perching on a branch. Mantell mistakenly considered a thumb spike to be a horn that jutted from the creature’s snout. *Iguanodon*’s tail is also incorrectly shown to be whiplike, instead of being heavy and stiffened.

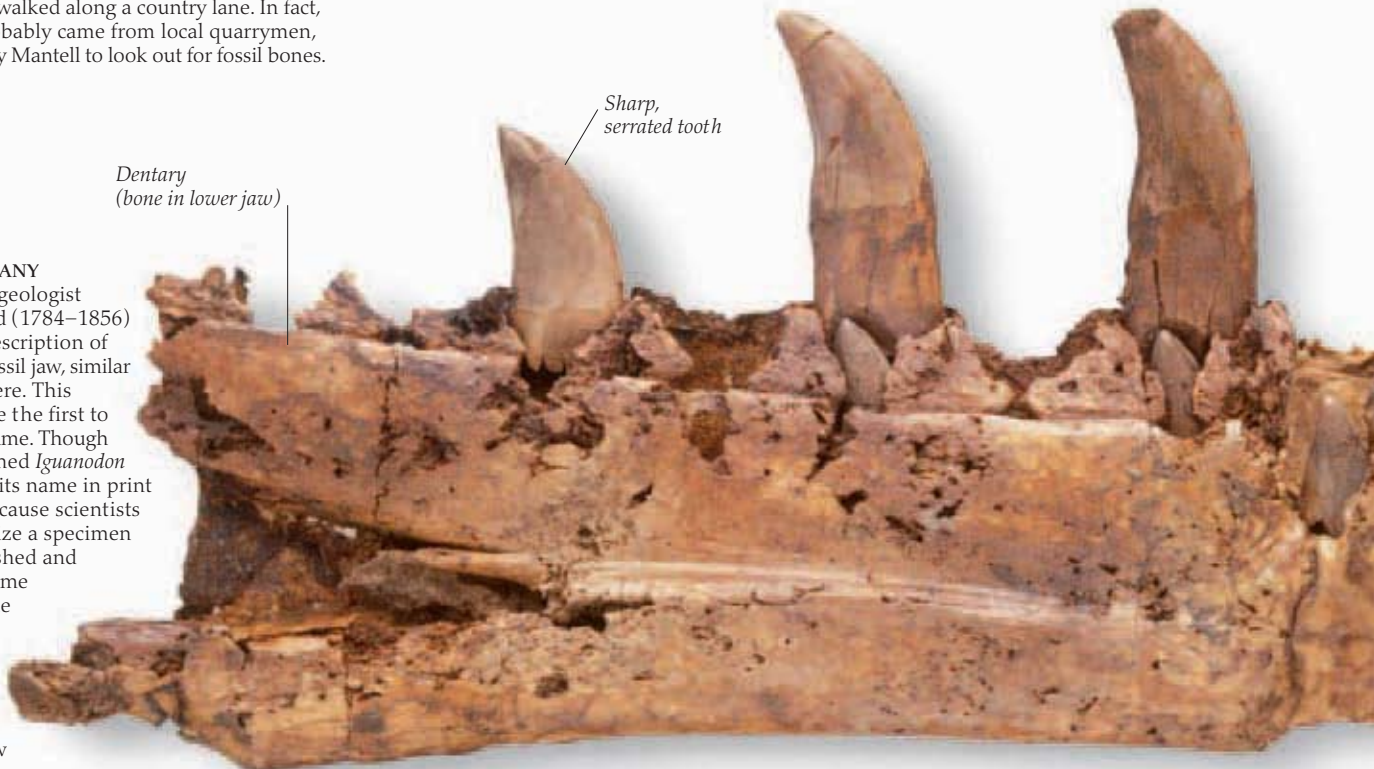


Dentary
(bone in lower jaw)

Sharp,
serrated tooth

THE FIRST OF MANY

In 1824, British geologist William Buckland (1784–1856) published his description of *Megalosaurus*’s fossil jaw, similar to one shown here. This dinosaur became the first to get a scientific name. Though Mantell had named *Iguanodon* by 1822, he put its name in print only in 1825. Because scientists officially recognize a specimen when it is published and described, the name *Iguanodon* became the second on a growing list.




Megalosaurus jaw



WHAT'S IN A NAME?
 Richard Owen (1804–1892) rides the skeleton of a prehistoric giant ground sloth in this cartoon. This anatomist (expert in anatomy) suggested the term “dinosaur” at a time when only three kinds had been discovered. Owen realized that they formed a special group because, unlike ordinary reptiles, they stood on erect limbs and their backbones above the hips were fused together. He published descriptions of many other kinds of prehistoric animal and founded London’s Natural History Museum.


LIFESIZE SCULPTURES
 The earliest lifesize models of dinosaurs resembled scaly, reptilian rhinoceroses. Installed in 1853, they still stand in Sydenham Park, London. Advised by Richard Owen, sculptor Benjamin Waterhouse Hawkins created concrete models of *Iguanodon*, *Megalosaurus*, and *Hylaeosaurus* and set them up on islands in an artificial lake on public view. Owen led a group of scientists who celebrated the construction by enjoying a lavish banquet inside the hollow body of an *Iguanodon* model.



Concrete *Iguanodon* models



Long front tooth



WILD WILD WEST
 Bones of the mini-sauropod *Anchisaurus* had apparently been unearthed in Connecticut as early as 1818. But the spotlight on dinosaur discoveries really shifted from Europe to the American Wild West in the 1870s, when paleontologists began finding fossils of large animals in quarries. The famous American dinosaur hunter Barnum Brown (1873–1963) discovered many fossils in the US. This photograph shows his wife and him examining huge bones found at a quarry in Wyoming in 1941. Brown’s earlier finds included the first *Tyrannosaurus* skeleton, dug up in Montana in 1902.



FACT OR FICTION?
 The earliest dinosaur discoveries may date back more than 2,600 years. People in central Asia spoke of a creature with a hooked beak and talon-tipped limbs. This mythical monster may have been inspired by a beaked dinosaur called *Protoceratops*, whose fossils have been found in central Asia in recent times. The stories seem to have reached Persia (modern Iran) to the south, where people carved images of the beast. Trade contacts between Persia and Greece may have carried over tales of the legendary creature, giving rise to the Greek legend of the *gryps*, or griffin.



Persian statue of a griffin

Little and large



THE HIGH LIFE

A mounted *Barosaurus* skeleton in the American Museum of Natural History gives visitors a notion of the creature's awesome size. If sauropods ever reared, a *Barosaurus* could have towered as high as this mother shown trying to protect her young one from a prowling *Allosaurus*. Her head is 50 ft (15.2 m) above the ground.

SAY "DINOSAUR" AND MOST PEOPLE picture a beast as tall as a house. In fact, most dinosaurs were no bigger than an elephant and weighed less. But some sauropods were the longest and most massive animals ever to walk on land. Built a bit like a giant giraffe, *Brachiosaurus* stood as high as a four-story building. *Diplodocus* measured up to 110 ft (33.5 m)—as long as a row of three buses. Both dinosaurs lived in North America. South America's *Argentinosaurus* was as long as *Diplodocus*, but bulkier—almost as heavy as 10 bull elephants. Perhaps the largest of all dinosaurs was North America's *Amphicoelias*. Sadly, scientists found only part of one of its vertebrae (backbones), then lost it. Any of these giants could have stepped on the tiniest theropods and not even noticed. The theropod *Compsognathus* was little bigger than a chicken. Birdlike *Microraptor* was smaller still. Scientists now know of tinier feathery theropods that are even closer to the origin of birds.

EXTREME SIZES


The head-to-tail lengths of these dinosaurs are compared to the height of a human being. Dinosaur giants included the sauropod *Argentinosaurus*. The massive theropod *Carcharodontosaurus* dwarfed *Mei long*, its tiny theropod relation. *Iguanodon* was one of the larger ornithomorphs and *Triceratops* held the record in terms of size for horned dinosaurs.



Human
6 ft (1.8 m)



Mei long
27 in (68.5 cm)



Carcharodontosaurus
44 ft (13.5 m)

Argentinosaurus
100–110 ft (30.5–33.5 m)




Godzilla terrorizes the streets of New York City

MOVIE MONSTERS

The huge size of some dinosaurs has inspired a host of monster movies, in which gigantic creatures, such as Godzilla, rampage through modern cities. Scientists know that no dinosaurs ever grew so large, but special visual effects in these popular films have created impossibly large creatures that look very real.

Small head relative to body size



Clawed finger

Feathered legs served as extra wings

DINOSAUR BIPLANE

Microraptor gui was one of the smallest nonbird dinosaurs—bigger than a pigeon, but weighing only 2¼ lb (1 kg). This little theropod measured about 30 in (77 cm) in length and was capable of gliding at least 130 ft (40 m) from tree to tree. *Microraptor zhaoianus*, a related species, was even smaller at 15 in (39 cm) long.

Long neck



Compsognathus


Birdlike foot

Chicken

Head could be lifted to about 16½ ft (5 m) above ground when rearing

CHICKEN-SIZED

No bigger than a chicken, *Compsognathus* ("elegant jaw") was once known as the smallest dinosaur. The theropod roamed tropical islands that now form part of southern Germany and France. Scientists discovered that this agile hunter preyed on lizards. They found the remains of a long-tailed lizard called *Bavarisaurus* in the rib cage of a fossil *Compsognathus* specimen.



Iguanodon
36 ft (11 m)



Triceratops
29½ ft (9 m)

Dinosaur evolution



FISHY FORERUNNER

Panderichthys was a fish that lived about 380 million years ago. An animal like this was the ancestor of all tetrapods (four-legged, backbone animals). The pectoral fins on its sides and pelvic fins on the underside of its body sprouted from fleshy lobes (stalked structures) that were strengthened by bones like those found in our limbs. Its skull bones, ribs, and the enamel covering its teeth were more like those of tetrapods than fish.

DINOSAURS SEEM WONDERFULLY WEIRD and different from humans, and yet, their skeletons are based on the same plan as ours. Like us, they had a skull, a backbone, hip bones, and bones to support their arms and legs. The reason for these similarities is that both dinosaurs and humans evolved from the same prehistoric backbone animal. Evolution is the process by which a species gradually changes over time. Certain traits allow some animals to adapt and survive in a changing environment, and, over many generations, these ultimately form a new species. Those that don't adapt die out. For instance, from a fish with fins evolved four-legged animals that bred in water, and eventually on land. One group of these animals became our mammal ancestors. Another group evolved into reptiles, and from sprawling reptiles came the dinosaurs.




Paddlelike tail fin

Acanthostega

Eight digits

THE FIRST CREATURES WITH LEGS

Acanthostega was one of the earliest tetrapods and one of the first vertebrates (backbone animals) with recognizable limbs. It lived in shallow water around 360 million years ago and had features found in fish as well as those of tetrapods. Like fish, *Acanthostega* had gills and a tail fin. It had no true elbows, wrists, knees, or ankles. But like most tetrapods, it had hip bones, limb bones, toes, and fingers. Unlike fish, its spine was stiffened by interlocking vertebrae (backbones), and its head moved separately from its shoulders.



Westlothiana

Five digits

Lizardlike tail

ANCESTORS OF REPTILES

Westlothiana might have been one of the first four-legged animals to live and breed on land. Early tetrapods laid eggs in water, and the eggs dried up when they were out of the water.

Then some began producing eggs protected by a membrane called an amnion.

This group of animals, known as amniotes, were the ancestors of reptiles and mammals. *Westlothiana* lived 330 million years ago and may have been an early amniote.




Sprawling leg

Chasmatosaurus

A SPRAWLING WALKER

Crocodile-like *Chasmatosaurus* belonged to a group of reptiles called archosaurs ("ruling reptiles"). This group also included crocodiles and dinosaurs. With limbs that stuck out sideways, *Chasmatosaurus* walked in the sprawling way that lizards do. It lived about 250 million years ago.

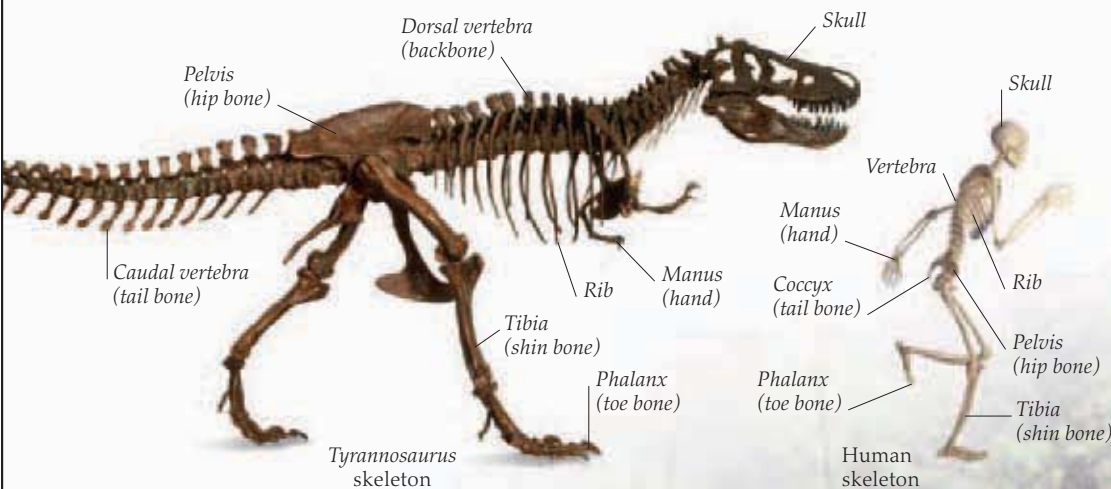


Euparkeria

Leg tucked in

REARING TO RUN

Agile archosaurs such as cat-sized *Euparkeria* were the descendants of the early, sprawling kinds. *Euparkeria* lived about 245 million years ago. It walked on all fours, but this reptile's hind limbs were longer than its forelimbs and fairly well tucked in beneath its body. It probably reared to run on its hind limbs only, balanced by its long tail.




SKELETONS COMPARED

Strip off their skin and flesh, and you can match the skeletons of this *Tyrannosaurus* and human being almost bone for bone. Their bones bear the same names, because they both inherited them from the same fishy ancestor. The main difference between the pictured skeletons is in the number and proportion of some bones. *Tyrannosaurus* has a longer skull, although the human skull is also large in proportion to the body. The dinosaur has enough vertebrae to form a long tail, while humans have one tail bone, known as the coccyx.

DINOSAUR DAWN

One of the earliest dinosaurs was *Eoraptor* ("dawn thief"), which lived 228 million years ago. Like all theropods, this small, two-legged hunter had erect legs and grasping hands for seizing prey. But it lacked some features seen in most saurischians (lizard-hipped dinosaurs). For instance, its neck and thumbs were relatively shorter than those of other theropods or saurpodomorphs.

Eoraptor



Heads and brains

A DINOSAUR'S HEAD was built around a skull made up of separate bones that slotted together to support the jaws and protect the brain. There were holes for eyes, ears, nostrils, and jaw muscles, and often extra holes that saved weight. Dinosaur heads came in a variety of shapes and sizes. Some skulls were lightly built, with slender bones. Other dinosaurs had heavy, solid-looking armored skulls. Each skull enclosed a brain that was relatively smaller and less complex than the brains of most mammals. Some theropods had brains as large as those in certain modern birds. These dinosaurs may have had very keen senses and could probably respond swiftly to their surroundings.



Ankylosaurus

ARMORED HEAD

Ankylosaurus would slowly forage on all fours near ground level and was vulnerable to attacks by theropods. But this plant-eater had a thick, heavy, solidly built skull that protected its low, broad head from bites during such attacks. There were no windows in its skull like those in many other dinosaurs. The only openings were four small holes for the eyes and nostrils. A relative of *Ankylosaurus* even had bony eyelids that came down like shutters to protect its eyes.

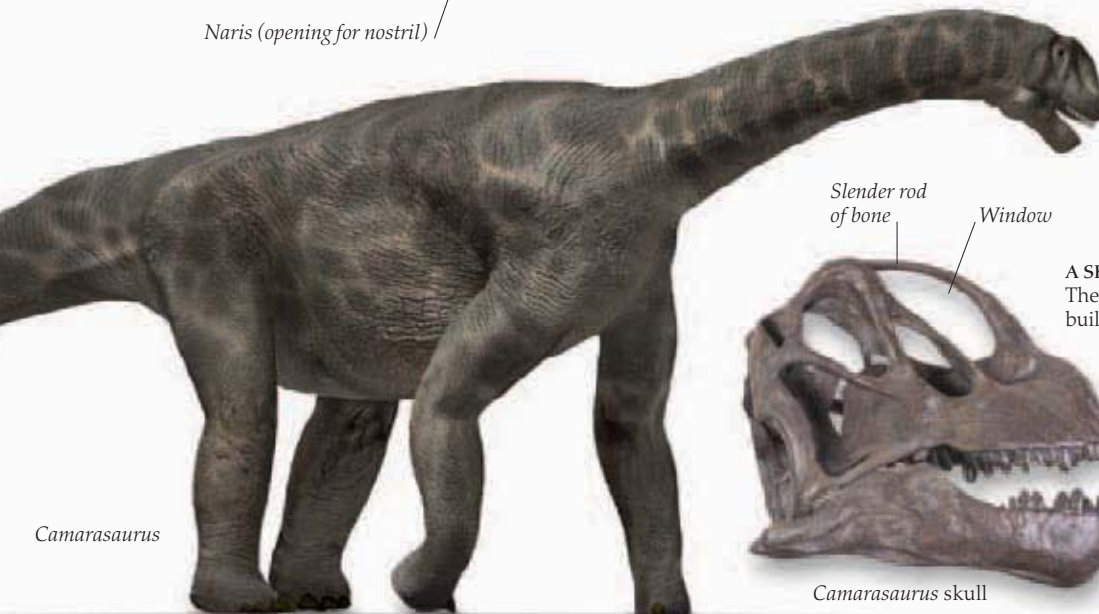


Ankylosaurus skull

Naris (opening for nostril)

Naris (opening for nostril)

Orbit (opening for eye)



Camarasaurus



Camarasaurus skull

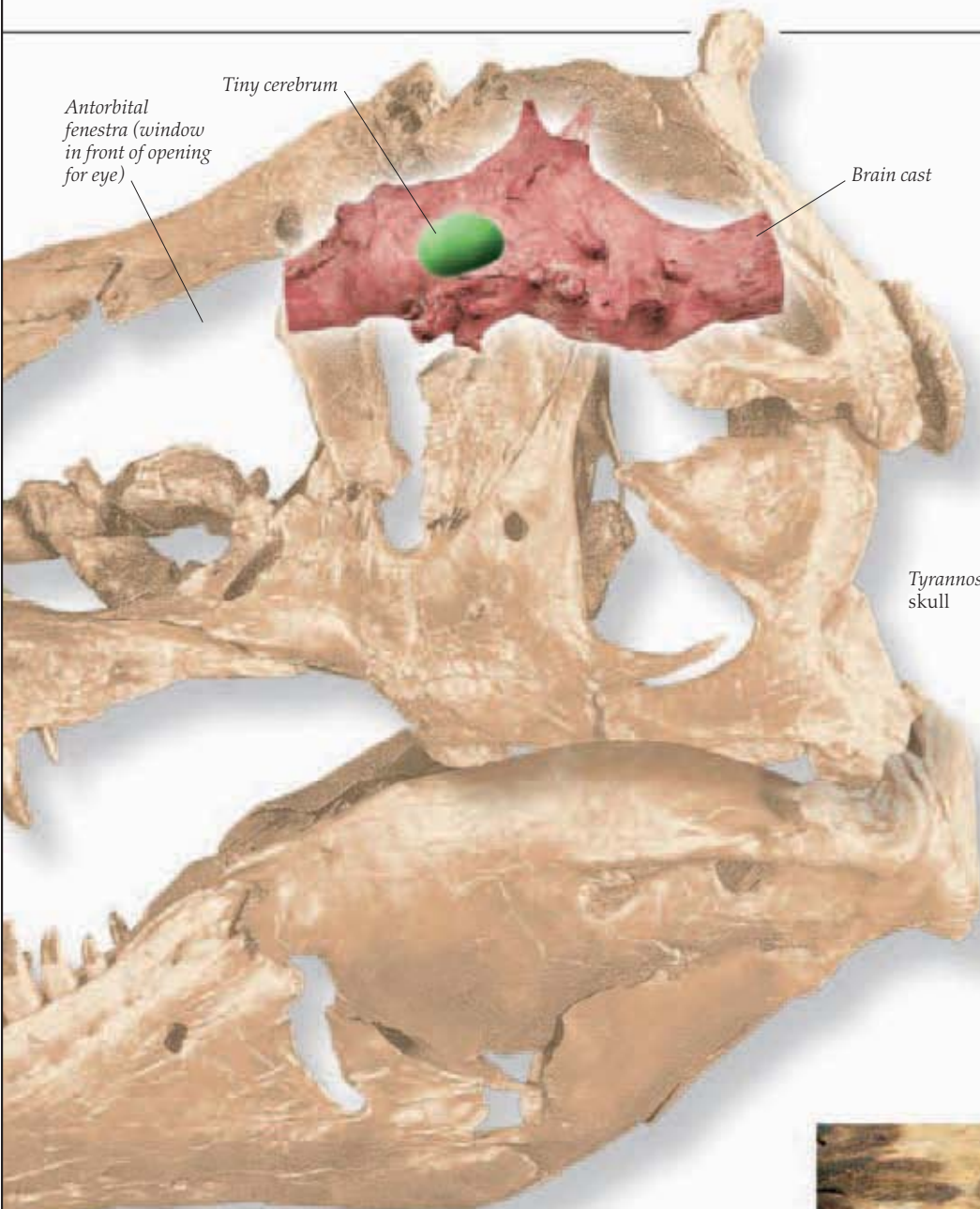
Slender rod of bone

Window

A SKULL WITH STRUTS

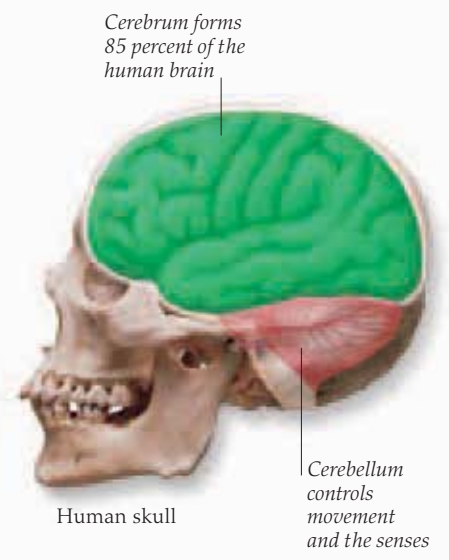
The skulls of some dinosaurs were delicately built and the bones in the skulls were slender rods, with the exception of those working the jaws. This weight-saving design can be seen in the skull of a Late Jurassic sauropod called *Camarasaurus*, which lived in western North America. Having a light skull was more important for this dinosaur than protecting its skull, since it could hold its head above the reach of predators and feed on high branches.






Tyrannosaurus skull


COMPARING BRAINS
Tyrannosaurus's skull was immensely bigger than a human skull, but much of it was taken up by toothy jaws. Compared with ours, its brain was relatively small, although far larger than those of many dinosaurs. Scientists made a cast of the hollow inside the dinosaur's skull once occupied by the brain. They found small bumps on the cast that were interpreted as *Tyrannosaurus's* tiny cerebrum—the part that makes up most of the human brain. Our large cerebrum makes speech and thinking possible. With a simpler lifestyle than our own, *Tyrannosaurus* managed very well with a brain that mainly supervised the muscles and the senses.



Human skull



QUICK-WITTED?
Troodon had a heavier brain in relation to its body weight than almost any other dinosaur. Scientists believe that its brain may have been as sophisticated as that of a cassowary, a modern flightless bird similar to *Troodon* in size. This theropod probably could track and ambush prey and was well adapted to its role as a hunter.




HUNTING IN PACKS
 In this old illustration, a *Deinonychus* pack works together to bring down a big ornithomimid called *Tenontosaurus*. Clues for such encounters come from fossils of these dinosaurs found near each other in some quarries. Some paleontologists think that certain theropods' sophisticated brains enabled them to hunt together like wolves. Others believe that perhaps the theropods died separately but the corpses ended up together when a river dumped them on a sandbank.

Horns and head crests

THE SKULLS OF MANY DINOSAURS had bumps, horns, or head crests. The dinosaurs probably used these either for display—to scare a rival or impress a mate—or to act as signals that helped other dinosaurs to spot fellow members of their species from a distance. Head crests that were made of thin, fragile bone would have been used only for display. But skulls with sturdy bumps and horns could have served as weapons of attack or defense. Thickened skulls seemed to have been made for butting heads with rivals, and long horns for jabbing, or shoving, if the horns of two rivals were to interlock. But perhaps the most effective use of bumps, crests, and horns was to frighten off enemies or predators.

THREE-HORNED FACE

Two brow horns 3½ ft (1 m) long and a short nose horn earned *Triceratops* its name, which means “three-horned face.” Males probably flaunted horns at one another threateningly and sometimes had actual clashes. The bony shield at the back of the head saved their necks from injury. Fossil skulls show signs of bone that regrew after damage.



A THICK NOSE

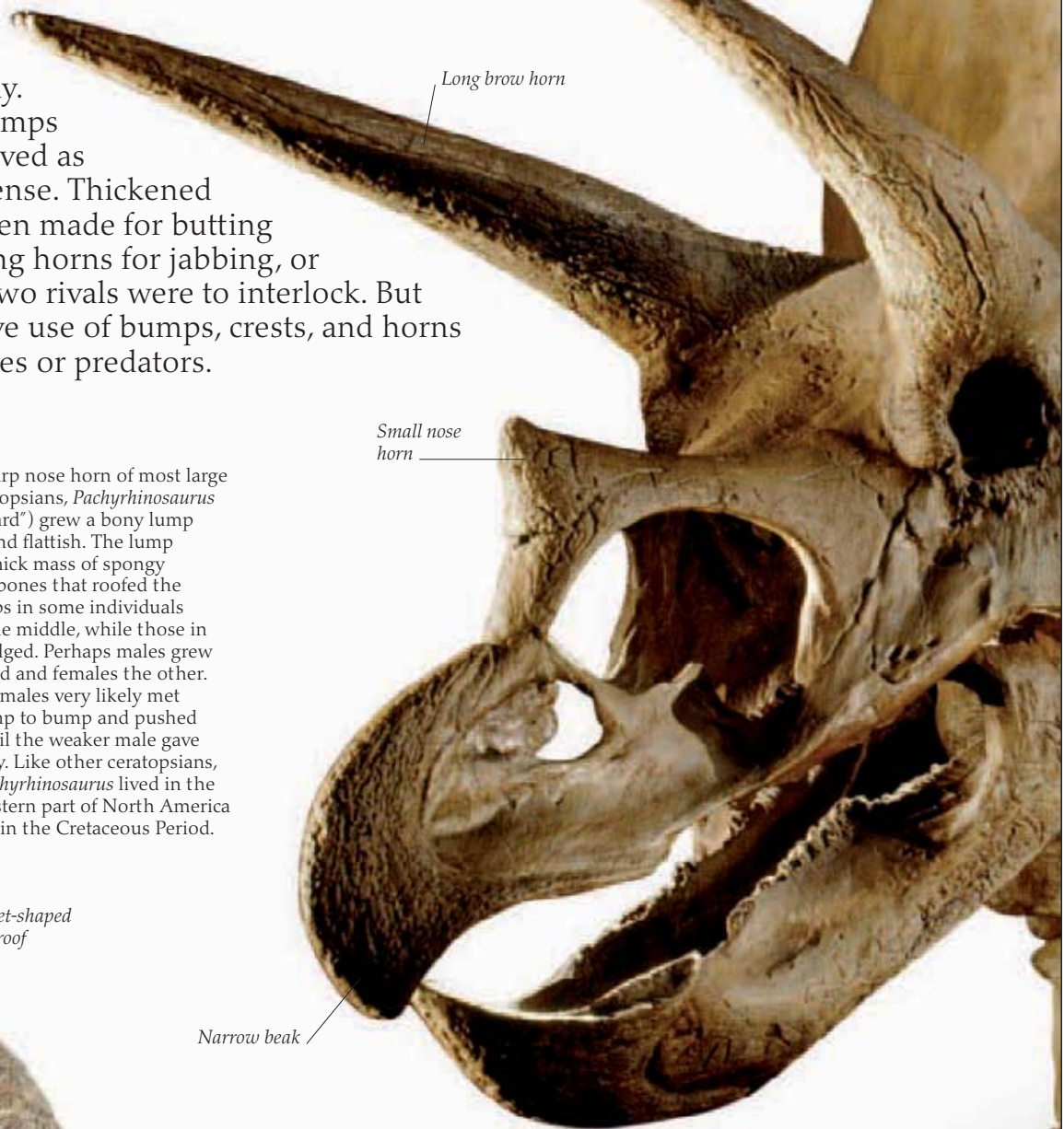
Instead of the sharp nose horn of most large plant-eating ceratopsians, *Pachyrhinosaurus* (“thick-nosed lizard”) grew a bony lump that was broad and flattish. The lump developed as a thick mass of spongy outgrowth from bones that roofed the nose. The lumps in some individuals dipped in the middle, while those in others bulged. Perhaps males grew one kind and females the other. Rival males very likely met bump to bump and pushed until the weaker male gave way. Like other ceratopsians, *Pachyrhinosaurus* lived in the western part of North America late in the Cretaceous Period.



Helmet-shaped skull roof

THICK-HEADED

Pachycephalosaurs (“thick-headed lizards”) such as *Stegoceras* had immensely thick skull roofs. These might have functioned as crash helmets to protect the brains when rival males bashed heads together. Or perhaps males dominated their rivals by brandishing their domes in a display of threat. Many animals today use horns or fangs in this way, instead of risking injury by fighting.



Long brow horn

Small nose horn

Narrow beak




READY TO FIGHT

Every fall, rival male deer size each other up, parading their antlers in an openly threatening posture. If two stags seem evenly matched, both will lock antlers and try to shove each other backward. The winner earns the right to mate with many females. Jousting in this way, large deer with dangerous headgear show how some horned dinosaurs might have behaved.



Shield-shaped back of skull



Horn jutting from above the eyes

Short snout

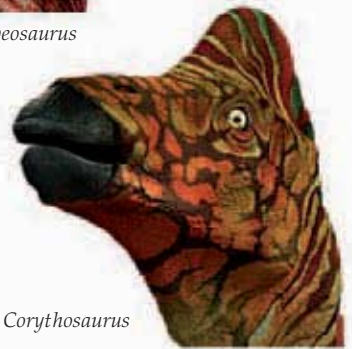
Sharp teeth

BULL'S HORNS

Two short, broad horns like those of a cow stuck out sideways from the head of *Carnotaurus*. Although some predatory dinosaurs' skulls sprouted small horns or ridges, *Carnotaurus's* horns were unique. They were too short and stubby to help this theropod kill its prey and might have served as an ornament to impress mates during courtship. However, a pair of dueling males could have used their horns as weapons, by swinging their heads at each other's necks.



Lambeosaurus



Corythosaurus

CRESTED DINOSAURS

Tall, narrow crests crowned the heads of some hadrosaurs (duck-billed dinosaurs). *Lambeosaurus* sported a tall, forward-angled, bonnet-shaped crest, and *Corythosaurus* ("helmet lizard") bore a head crest shaped more like half a dinner plate. If several species of crested hadrosaur roamed the same area, similar headgear would have made it easy for a creature to find others of its kind.

Senses and communication



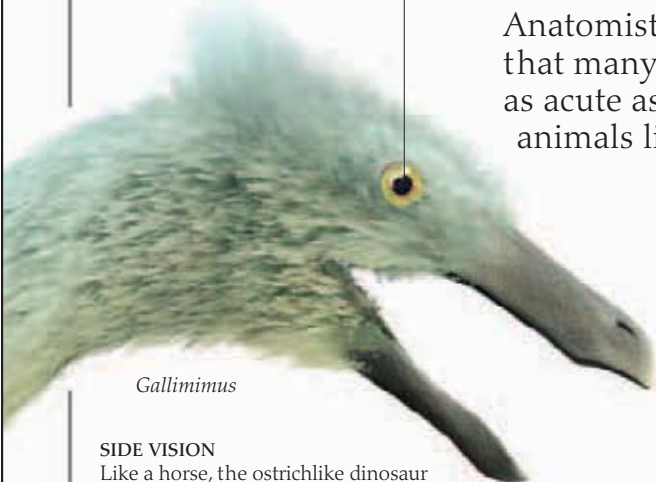
Long, tubelike crest made of nose bones

CALLING OUT

Parasaurolophus tooted like a trombone by forcing air out through its hollow head crest. Other members of its herd standing some distance away could hear and respond—like other hadrosaurs, *Parasaurolophus* had a good sense of hearing. Hadrosaurs without head crests probably called by blowing up skin flaps on their faces, much as frogs can produce loud croaks by inflating their throat pouches.

DINOSAURS DEPENDED ON sight, smell, taste, hearing, balance, and touch to tell them how to find food and mates, and to detect danger. Because organs like eyes and nostrils seldom fossilize, anatomists (experts in anatomy) cannot examine a dinosaur's sense organs directly to judge how well they worked. But there are clues in parts of a dinosaur's skull. For instance, holes for the eyes help to tell us their size and the way they faced, and the shape of a braincase in a skull may show that the brain it contained had large, complex areas dealing with hearing and smell. Anatomists studying these clues find that many dinosaurs had senses as acute as those of many animals living today.

Eye facing right



Gallimimus

SIDE VISION

Like a horse, the ostrichlike dinosaur *Gallimimus* had an eye on each side of its head—one looked left and the other looked right. Each eye saw things the other could not. This is called monocular vision. Between them, the two eyes could spot a predator creeping up behind. This gave *Gallimimus* time to dash away before being caught. Speed was this toothless theropod's best defense, but its life depended on eyes that served as an early warning system.

Troodon

EYES FORWARD

Troodon had large, forward-facing eyes, so both could see and focus on the same thing at once, such as baby hadrosaur prey. This is called binocular vision. The eyes produced a three-dimensional image of the prey in *Troodon's* brain and enabled the theropod to judge the distance between itself and its victim. This helped turkey-sized *Troodon* to stalk and seize its prey.

Narrow field of overlapping vision

Field of vision of left eye

Field of vision of right eye


Wide field of overlapping vision

Field of vision of left eye

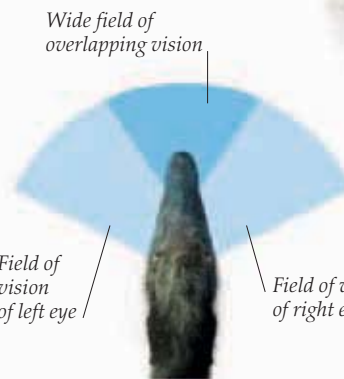
Field of vision of right eye

SEEING THINGS

These illustrations show the tops of the heads of *Gallimimus* and *Troodon*. The areas in blue indicate how much of the world around was visible to each. *Gallimimus* had a much wider field of vision than *Troodon*, but *Troodon* could judge distance in the overlapping field of vision directly in front.




Gallimimus's field of vision



Troodon's field of vision




Large eye with good nocturnal (night) vision



IN THE DARK

Leaellynasaura was a small ornithomimid with large eyes and big optic lobes—parts of the brain that interpret what the eyes see. Scientists believe this means that *Leaellynasaura* could see well in the dark, which helped this small plant-eater to live through a long winter night lasting for weeks. *Leaellynasaura* lived in southern Australia about 110 million years ago—a time when that part of the world lay close to Earth's south pole and was therefore covered in darkness in winter.

Eye facing forward



SMIFFING IT OUT


Tyrannosaurus ("tyrant lizard") had large olfactory lobes—parts of the brain that interpret what the nose smells. This suggests that this Late Cretaceous theropod possessed a keen sense of smell. Like a turkey vulture, it could probably scent a dead body lying around half a mile (1 km) away. Some people believe that *Tyrannosaurus* ate only dead dinosaurs. This meat-eater might have scavenged some of its food, but *Tyrannosaurus* was probably a hunter-killer as well.



BRIGHT AND COLORFUL

Bright colors might have adorned the head crest of *Cryolophosaurus* ("frozen crested lizard"), a large theropod found in an icy Antarctic mountain. Colorful skin, crests, or feathers could have helped male theropods to attract mates. This would have worked only if these dinosaurs could tell different colors apart. We can be pretty sure that they could, however, because birds can identify colors and birds are theropods, too.

Head crest




HIDING IN PLAIN SIGHT

Standing among tree ferns, a greenish *Iguanodon* would have been almost invisible to its predators. No one knows what this animal's skin color really was, but many dinosaurs were probably colored or patterned with spots or stripes so that they matched their surroundings. Just as with some living wild mammals, color camouflage would have helped plant-eaters to avoid being eaten, and hunters to creep up on their prey.



Meat-eaters

MANY LARGE MEAT-EATING DINOSAURS had jaws used as weapons for killing and tearing up big game. The head was large, with strong muscles powering jaws that were rimmed with knifelike teeth. These were used to cut through the skin and flesh of bulky plant-eating dinosaurs with ease. *Allosaurus* would use its powerful jaws to seize and kill its victim, then tear off massive chunks of meat. But not all theropods had heads for tackling such heavy tasks. The heads of spinosaurids were shaped for seizing fish. Small, sharp-toothed coelurosaur swallowed lizards whole. Beaked ornithomimids (“ostrich mimics”) were toothless and snapped up insects, but also fed on leaves and fruit.



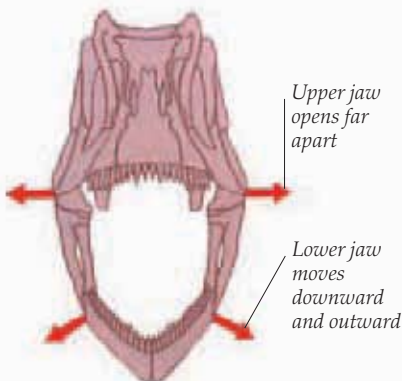
KILLING TEETH
With serrated edges like a steak knife, the curved teeth of *Megalosaurus* sliced easily through flesh. They were even strong enough to crunch through bone. Such hard use made them wear out fairly fast, and some even snapped off. But new teeth always grew to replace those worn out or lost.

Large, curved tooth of *Megalosaurus*




TOP CHOPPER

The sturdiest bones in an *Allosaurus*'s skull supported jaw muscles and blade-like teeth. *Allosaurus* would snap its jaws shut on a victim, then slice off flesh with its sharp teeth. The skull was specialized for rapid chopping rather than forceful biting, and this theropod probably could not crush bones in the same way as *Tyrannosaurus*.



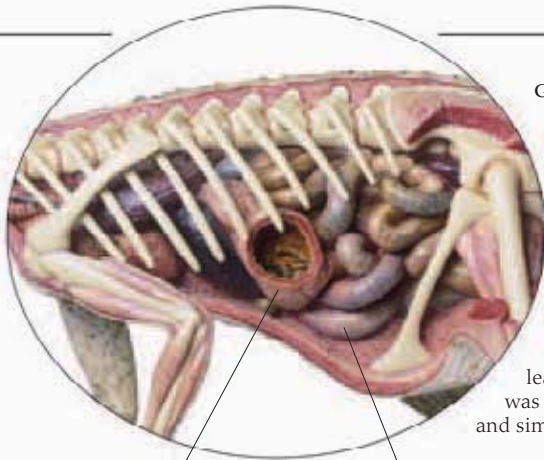
OPEN WIDE

Allosaurus's skull was loosely constructed and there were movable joints between some of the bones. This meant that the jaws could not only gape wide apart, but could also expand outward to engulf huge chunks of meat.



TYRANNOSAUR ATTACK

This *Tarbosaurus* (“terrible lizard”) has clamped its powerful jaws on the neck of a young *Barsboldia*—a hadrosaur named after Mongolian paleontologist Rinchen Barsbold. Both dinosaurs lived in the eastern part of central Asia, late in the Cretaceous Period. *Tarbosaurus* grew nearly as huge as its American cousin *Tyrannosaurus*, and, like its relative, probably preyed on hadrosaur herds. Too slow to catch big or fit animals, *Tarbosaurus* preyed on the sick, old, and young. It attacked by tearing off mouthfuls of flesh and bone with great lunging bites. It also scavenged on dead animals.



GUT AND GIZZARD

A theropod's digestive system probably resembled that of a crocodile. Digestive juices dissolved meat and even bones inside the gut. The dinosaur may have swallowed stones to aid in breaking up food in a muscular organ called the gizzard. Meat has less fiber and more concentrated nourishment than plants, making it easier to digest (break down) than leafy vegetation. A theropod's gut was therefore relatively shorter and simpler than a plant-eater's.

Gizzard


Intestine



Bone fragments of prey

DINOSAUR DROPPINGS


Scientists study the coprolites (fossil droppings) of large theropods to discover what animals these carnivorous dinosaurs ate. They look for the undigested scraps of victims' bones that were swallowed with their flesh. Comparing thin slices of these bones with those of known types of dinosaur helps in identifying the prey. Scientists examined the tyrannosaur dropping shown here and discovered that it contains the remains of either a horned or a duck-billed dinosaur.



Muscular back

Balancing tail

Strong leg



Long jaws

Slender tooth

FISH-EATER

Baryonyx's long, narrow skull looks like that of a fish-eating crocodile, with slender, pointed teeth superbly shaped to grip large, slippery, wriggling fish. Scientists even found a fossil of a big fish in the rib cage of one *Baryonyx* fossil. This theropod belonged to a group of fish-eating dinosaurs called spinosaurids.



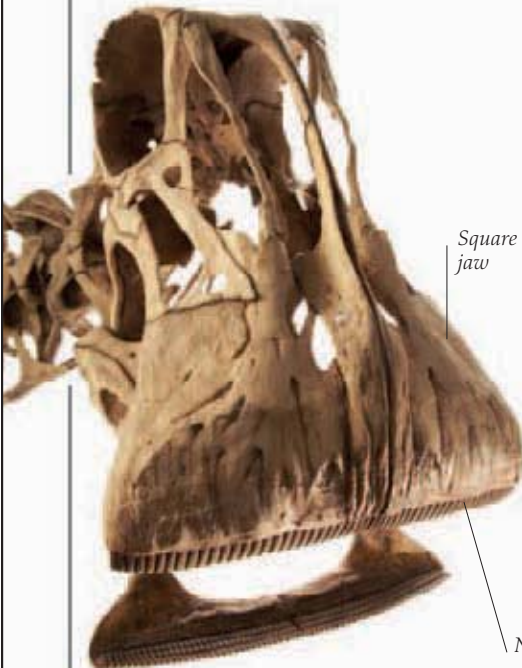
Bony prong

A TOOTHLESS HUNTER

Citipati's strong jaws ended in a toothless, horny beak, but two sharp, bony prongs stuck out from the roof of its mouth. These may have helped to smash swallowed eggs. Perhaps this oviraptorid ("egg thief") dinosaur ate eggs of other dinosaurs. However, to date, eggs that have been found with fossils of oviraptorids have turned out to be their own.

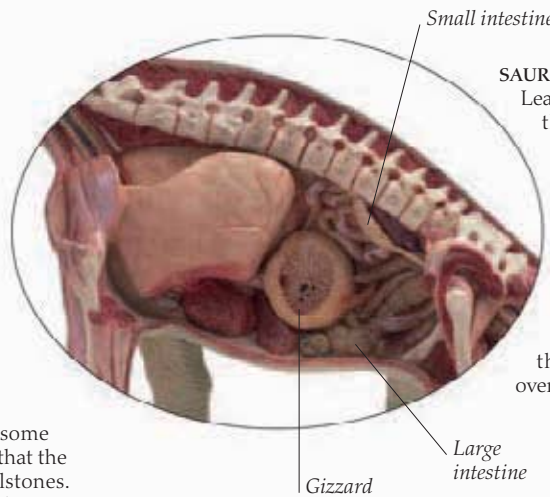
Plant-eaters

THE JAWS, TEETH, STOMACH, AND GUT of herbivorous (plant-eating) dinosaurs were made for cropping, chewing, and digesting vegetation. Broad-snouted armored dinosaurs were unfussy eaters, while armored dinosaurs with a narrow snout picked out just the plants they liked. Sauropods stripped twigs with teeth shaped like spoons or pencils, then swallowed leafy mouthfuls whole. The beaks of horned dinosaurs sliced through tough, fibrous vegetation that their sharp cheek teeth chewed into pulp. Hadrosaurs (duck-billed dinosaurs) cropped leaves with their toothless beaks and chewed them with batteries of cheek teeth. Most ornithischians probably had fleshy cheeks to hold food while chewing. All of these herbivores had long intestines to digest large amounts of plant food.



MOWING MACHINE

Nigersaurus had more teeth than any other sauropod, and these lined the front of its shovel-shaped mouth. Its lower jaw alone bore 68 teeth, and behind each pencil-shaped front tooth grew many more to replace the teeth as they wore out one by one. *Nigersaurus* was short-necked and could not graze on foliage high up in the trees. Like a living lawnmower, it cropped low-growing ferns and horsetails.



SAUROPOD DIGESTIVE SYSTEM

Leaves swallowed by a sauropod passed through its long intestine, where they were digested into simple substances that could be absorbed into the blood and carried around the body. Leaves are not very nourishing, so sauropods had to eat lots to fuel their large bodies. The ancestors of sauropods walked on their hind limbs, but the weight of the guts held in front of the hip bones caused them to evolve (become adapted) over time to walking on all fours.

STONES IN THE GUT

Smooth stones found in the remains of some sauropods led paleontologists to believe that the dinosaurs swallowed them for use as millstones.


Sauropods may have had a gizzard (muscular organ for grinding food) like a bird's. Gastroliths ("stomach stones") were thought to have ground up plant matter in the gizzard. But German scientists found that stones in the gizzards of ostriches were rough. They concluded that the sauropods swallowed stones either by accident, or deliberately for the nourishing minerals in the stones.



Iguanodon teeth

WEAR AND TEAR

Two saw-edged *Iguanodon* cheek teeth—one new, the other worn—show the effects of chewing tough plants such as horsetails rich in the abrasive substance silica. Each time *Iguanodon* bit off a leafy mouthful and closed its mouth, the two side rows of upper teeth slid across the surface of the lower teeth, grinding the leaves. This kept the teeth sharp, but also wore them down.



Long neck helped in reaching leaves on treetops

TREETOP BROWSER

Built like a gigantic giraffe, *Brachiosaurus* raised its head to browse among the leafy twigs of conifers such as monkey puzzle trees. This sauropod's name means "arm lizard," which is a reference to its long forelimbs. Its big, spoon-shaped teeth were better at biting off tough leaves than *Diplodocus*'s pencil-shaped teeth, which served as rakes for stripping vegetation.

Brachiosaurus

Leaves of monkey puzzle tree

New teeth growing

Battery of closely packed teeth

Tall, unbranched trunk



GREAT GRINDER

Hadrosaurs such as *Edmontosaurus* had many small cheek teeth arranged in upper and lower tooth batteries, each of which held up to 60 groups of three to five teeth. When *Edmontosaurus* chewed a mouthful of pine needles or other leaves, the upper teeth slid sideways over the lower ones, crushing the leaves while sharpening the teeth.

PARROT BEAK

The name *Psittacosaurus* ("parrot lizard") was inspired by this ceratopsian's parrotlike cutting beak. Parrots can slice through tough-skinned fruits and crack open nuts. *Psittacosaurus* could do the same by closing its sharp beak on the bone at the tip of its lower jaw—a feature common to ornithischians—before chewing food with its cheek teeth.



Predentary (bone at the tip of the lower jaw)

Cheek tooth

Dentary (lower jaw bone)

Tusk

Sharp front tooth

THREE KINDS OF TEETH

Heterodontosaurus ("different tooth lizard") was a small, early ornithischian with three kinds of teeth. Front teeth bit against a horny beak to snip off mouthfuls of tough vegetation, which was then crammed into cheek pouches. Cheek teeth mashed this food to pulp. Tusks fit into grooves in the jaws and were perhaps used by rival males in threat displays.




Toothless beak

Chisel-shaped cheek tooth

Small head

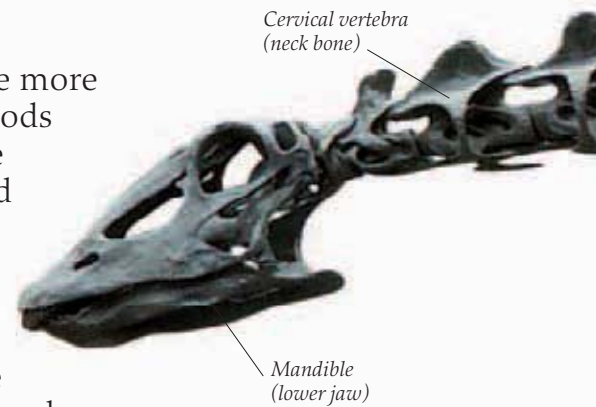
A MIXED DIET

Most ornithischians had a beak instead of front teeth, but dog-sized *Lesothosaurus*, an early ornithischian, had upper front teeth that were less specialized for chewing plants than those in later kinds. This perhaps indicates that ornithischians evolved from dinosaurs that were not plant-eaters. The ridged teeth that rimmed *Lesothosaurus*'s jaws helped it chew low-growing plants and could have also tackled other kinds of food such as insects, lizards, eggs, and dead animals.



Long and short necks

SAUROPODS HAD THE LONGEST NECKS of all dinosaurs—some more than five times as long as a giraffe's. Prosauropods and sauropods were the first animals that could graze on treetop leaves while standing on the ground. In contrast, most armored, plated, and horned dinosaurs had short, strong necks, and generally fed on vegetation near the ground. The length of a plant-eating dinosaur's neck determined which levels of vegetation it could browse. Theropods had a muscular S-shaped neck, like a bird's. Large meat-eaters, such as *Tyrannosaurus*, had massive necks, while smaller theropods, such as *Velociraptor*, had slim necks that uncoiled like springs when attacking prey.



Muscles running along the top side of the neck raised the head

BRACED FOR HEADY HEIGHTS

Powerful neck muscles lifted *Brachiosaurus*'s head and a strong heart pumped blood up to its brain. This sauropod's neck was supported at the base in the same way that the movable jib (projecting arm) of a crane is supported by a tower and base. Raising the heavy load of the head and neck would have been difficult for *Brachiosaurus* due to the effects of gravity. This is why all sauropod necks needed bracing, which came from the muscles, tendons, and the cablelike ligament above the neck bones. Maybe bracing was also helped by ribs that grew back from each neck bone to overlap the bone behind. Bracing strengthened sauropod necks so that they could function as flexible rods.




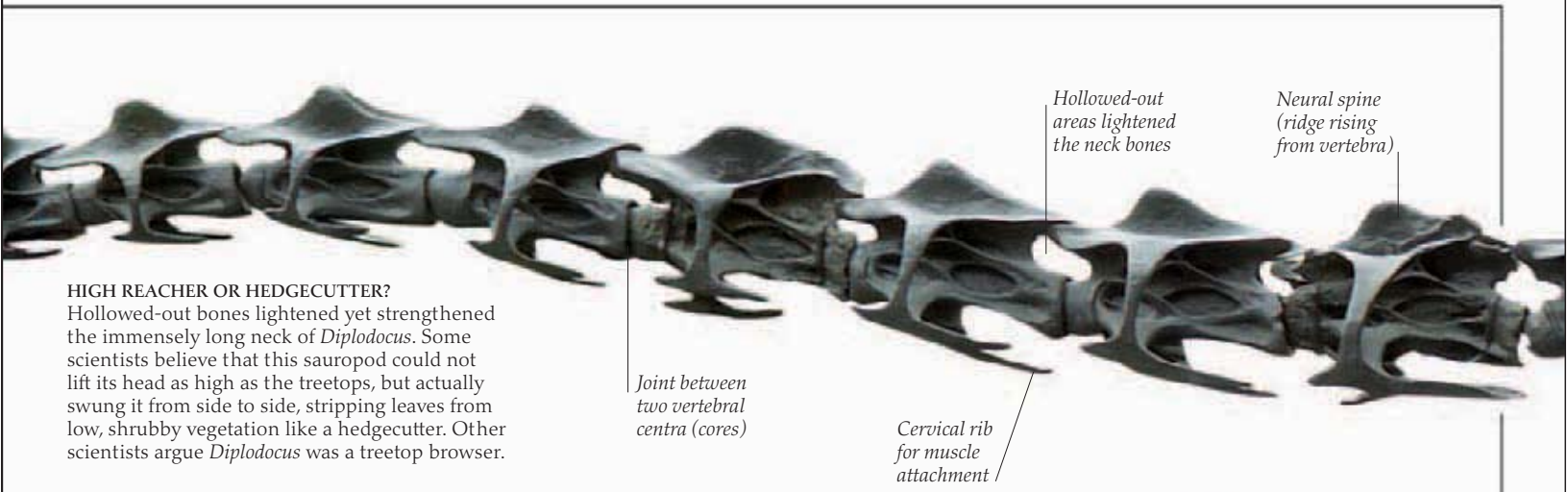
Crane with movable jib

JURASSIC GIANTS

A *Brachiosaurus* herd would have wandered through riverside forests of conifers, cycads, and ferns. The great sauropods lowered their necks to drink and lifted them to feed. The herds would feed first on leaves growing lower down and then graze through foliage at the treetops. To reach that height, these gigantic creatures might have had to raise their heads to the height of a four-story office building.

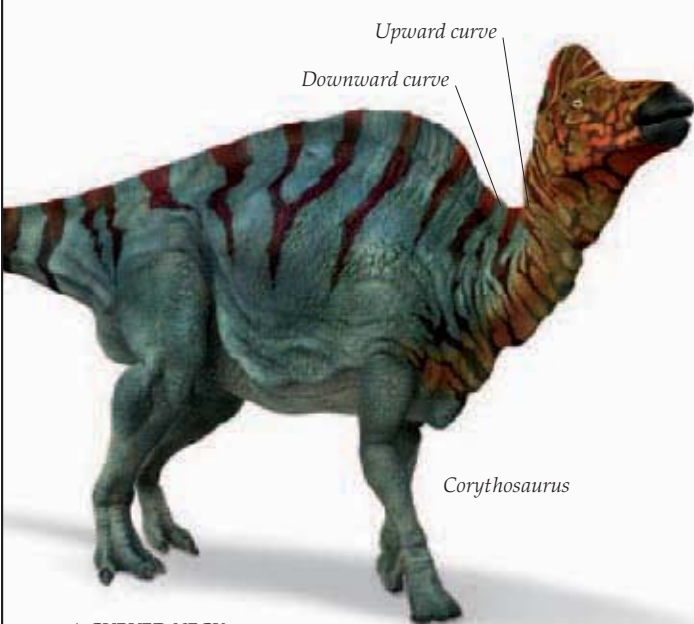
Head lifted to about 42 ft (13 m) above ground





HIGH REACHER OR HEDGECUTTER?

Hollowed-out bones lightened yet strengthened the immensely long neck of *Diplodocus*. Some scientists believe that this sauropod could not lift its head as high as the treetops, but actually swung it from side to side, stripping leaves from low, shrubby vegetation like a hedgecutter. Other scientists argue *Diplodocus* was a treetop browser.




Corythosaurus

A CURVED NECK

Some dinosaur necks were sharply curved. *Corythosaurus* and other hadrosaurs (duck-billed dinosaurs) had necks that bent down from the shoulders before turning up again. This is similar to the way bison necks are kinked. The hadrosaurs might have fed near the ground. They lived in the Cretaceous Period, so they may have eaten herbaceous (soft-stemmed) flowering plants. But they could rear their heads and also might have munched on the lower leaves of some trees.

FLEXIBLE AND POWERFUL

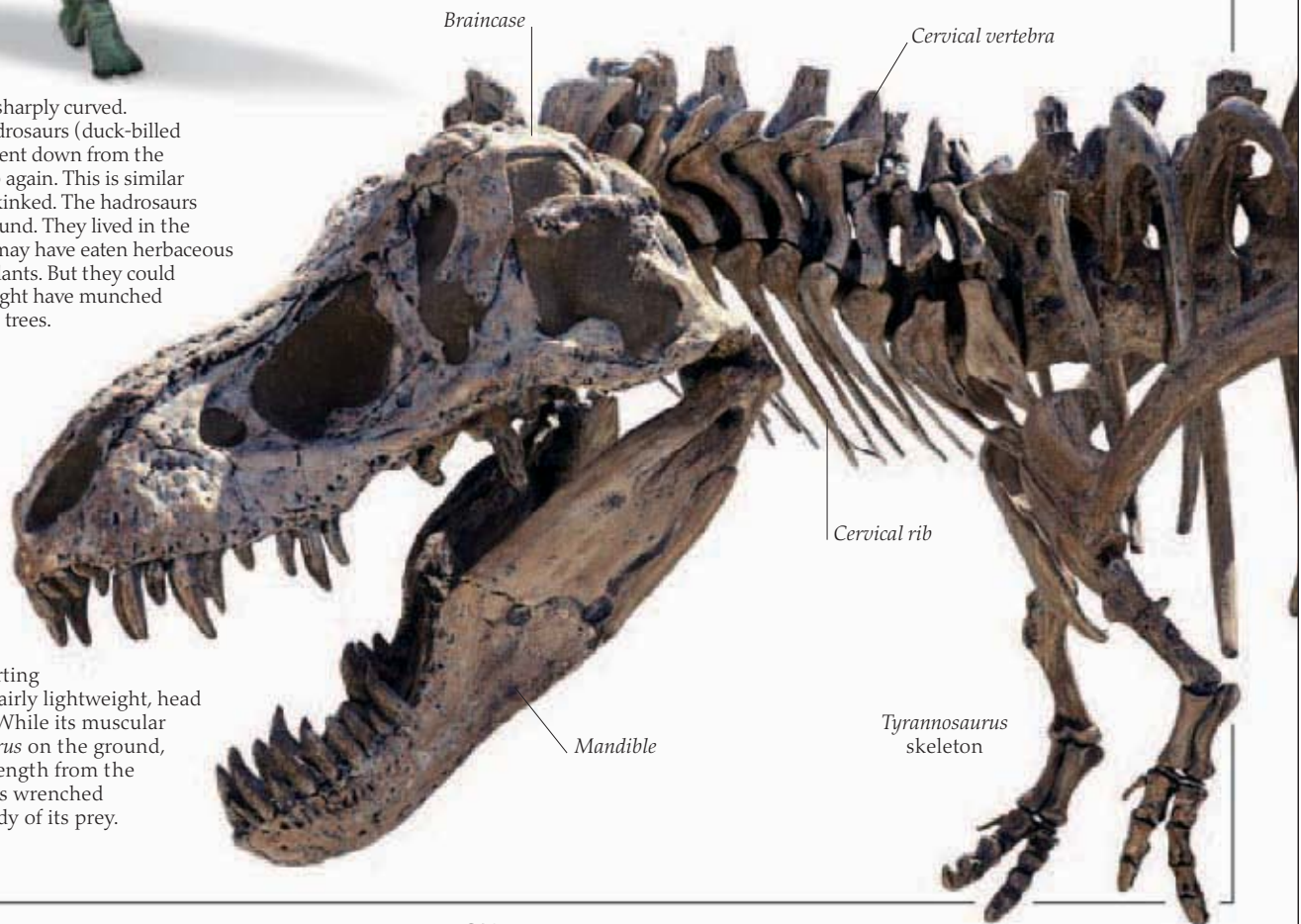
Small theropods uncoiled their necks like springs to strike at prey; big theropods' necks had heavier work to do. Supporting *Tyrannosaurus's* huge, but fairly lightweight, head required a powerful neck. While its muscular legs supported *Tyrannosaurus* on the ground, its neck transferred the strength from the legs to the head as the jaws wrenched meaty chunks from the body of its prey.



Pentaceratops

SHORT AND STRONG

This horned dinosaur's short neck supported a head heavier than two men. For added strength, the first four cervical vertebrae, or neck bones, were fused. Its pachycephalosaur relatives had short necks, too, which perhaps helped prevent whiplash injuries if the dinosaurs banged heads.

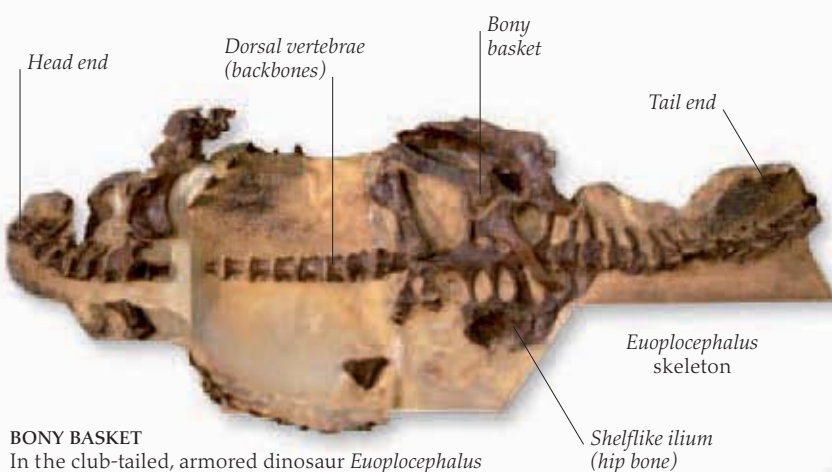
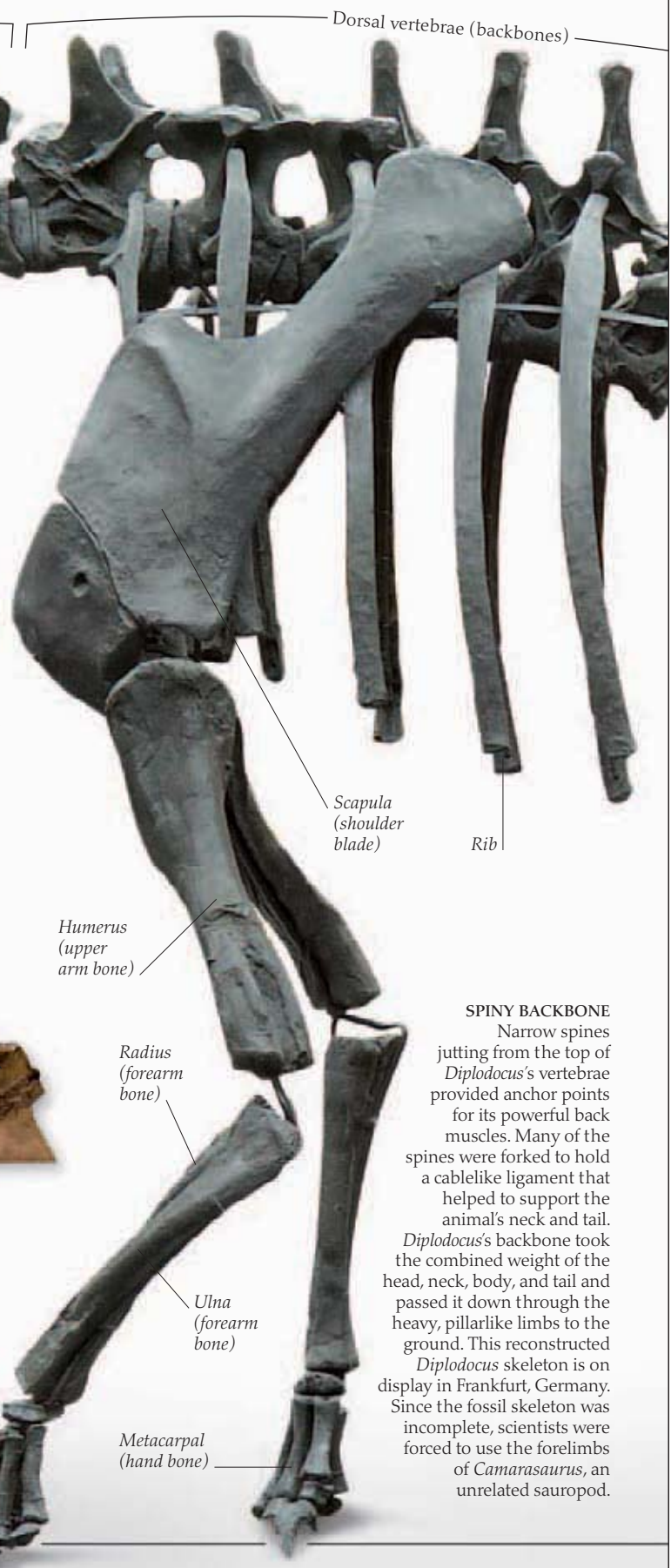


Tyrannosaurus skeleton



The backbone story

THE BODY OF A LARGE PLANT-EATING DINOSAUR such as a sauropod had to bear an enormous load measuring several tons. Much of that weight was carried by the backbone between shoulders and hips. This section of backbone served a bit like the central beam of a house, but instead of helping to hold up a roof, it supported the head, neck, tail, ribs, and the heavy internal organs that the ribs protected. These included the heart, lungs, liver, and a great gut full of food. The sauropod backbone was made up of interlocking vertebrae, many of which were hollowed out for lightness.



BONY BASKET


In the club-tailed, armored dinosaur *Euoplocephalus* ("well armored head"), the backbones above the hips were fused (joined) to one another as in other dinosaurs. But these bones of *Euoplocephalus* were also fused to ribs that grew out from the spine into the shelflike ilium on each side of the backbone. In this way, the backbone, ribs, and hip bones formed a wide, strong, bony basket. This braced the muscles that powered the dinosaur's hind limbs and helped to swing the tail club to aid *Euoplocephalus* fend off theropods.

SPINY BACKBONE

Narrow spines jutting from the top of *Diplodocus*'s vertebrae provided anchor points for its powerful back muscles. Many of the spines were forked to hold a cablelike ligament that helped to support the animal's neck and tail. *Diplodocus*'s backbone took the combined weight of the head, neck, body, and tail and passed it down through the heavy, pillarlike limbs to the ground. This reconstructed *Diplodocus* skeleton is on display in Frankfurt, Germany. Since the fossil skeleton was incomplete, scientists were forced to use the forelimbs of *Camarasaurus*, an unrelated sauropod.

BREAKTHROUGH BONE

This part of an *Iguanodon* backbone was among the most important early finds of any dinosaur. Discovered in the mid-1830s, it shows that the vertebrae between the hips were fused—something not seen in other reptiles. The presence of fused vertebrae was one of the clues that led scientists to realize that dinosaurs formed a whole new group of reptiles.



BONY BRIDGE

Diplodocus's back was a little like a modern-day suspension bridge. The pillarlike limbs of this sauropod were like the piers on the sides of the bridge. The ligaments in the backbone were like the cables passing over the piers, and the road they support was like *Diplodocus's* backbone. The backbone passed over the dinosaur's heavy limbs and held up the neck and tail projecting from the main part of the body.


All about tails

DINOSAURS USED THEIR TAILS for many different purposes. Most importantly, the tails helped the animals to move around. Each side of a dinosaur's tail anchored a muscle that pulled the leg on that side backward in order to push the body forward. Because a muscle pulls at both ends at once, most theropods' tails must have wagged from side to side as they walked. Tails also helped front-heavy dinosaurs to keep their balance as they walked or ran. And a sauropod rearing its head might have supported its body on a tripod made up of its tail and both hind limbs.



RODLIKE TAIL

Deinonychus swished its tail from side to side to keep its balance as it chased and leapt upon its prey. This feathered theropod's long tail stuck out like a ramrod thanks to stiffening structures on the tail that locked together all the tail bones except those closest to the dinosaur's body. Such a tail was typical of the dromaeosaurids—the group of birdlike theropods that *Deinonychus* belonged to.



Caudal vertebra
(tail bone)

Attachment area
for tail muscles

Elongated chevron
(V-shaped downward
projection of vertebra)


Back was held horizontally
when running

Chevron bones are flatter
and wider in the middle
of the tail

Balancing tail

BALANCING ON THE MOVE

An ornithischian such as *Dryosaurus* held its stiffened tail above the ground when walking, and held it out horizontally when running on its hind limbs. The tail helped to balance this ornithopod's head, neck, and most of the body's trunk. *Dryosaurus* was a fast runner, but if chased by a faster theropod, the dinosaur might have tried to escape by lifting its tail and flicking its end to one side, making a sudden, dodging turn to evade the predator.



Strong leg muscles
helped *Dryosaurus*
to run fast


TAILS HELD HIGH

Crisscrossing tendons stiffened the lower back and upper tail of the hadrosaur (duck-billed dinosaur) *Corythosaurus*. The vertical stiffening of the tail prevented it from sagging. All hadrosaurs had stiff horizontal tails that were held high. A stiffened tail was a feature that hadrosaurs shared with most other kinds of ornithischians, except stegosaurs.



THE LONGEST TAIL

Eighty caudal vertebrae formed the core of *Diplodocus*'s incredibly slim and finely tapered tail—twice as many tail bones as some early sauropods possessed. At up to 43 ft (13 m) from base to tip, this sauropod's tail was perhaps the longest of any dinosaur. When a herd of *Diplodocus* walked together, the animals held their tails above the ground. This counterbalanced their long necks and prevented the members of the herd from stepping on one another's tails.




DOUBLE BEAM

Chevron bones shaped like this one (seen from below) earned *Diplodocus* its name, which means "double beam." These bones grew all along the tail's underside. In the middle region of the tail, they were short from top to bottom but long from front to back. Each of these chevrons looks a bit like two little beams stuck together.


REARING TO FEED

Barosaurus, *Diplodocus*, and some other sauropods could have used their tails as props if they reared on their hind limbs to graze on leaves from treetops. The front and rear projections of the "double beam" chevron bones would have helped these sauropods to spread the load pressing down on their tails. Chevrons might also have served as tail skids and protected blood vessels in the tail whenever it dragged on the ground, though sauropods usually walked with their tails held high.



Terrifying tails


THE TAILS OF SLOW, PLANT-EATING dinosaurs often provided their best defenses. Sauropods, ankylosaurs, and stegosaurs lacked sharp teeth, and most were without dangerous claws, but many had a tail that could be used as a weapon. Certain sauropods had immensely long tails they could lash like whips. Tails tipped with large bony clubs helped some ankylosaurs to fend off meat-eating dinosaurs. There were spike-tailed ankylosaurs, too, but the longest tail spikes belonged to the stegosaurs. Even a large, sharp-toothed attacker was at risk when a stegosaur started swishing its tail in defense. Some animals today also have tails that double as weapons, but the dinosaurs had the strongest rear-end defenses of all.



Bony tail spike

SPIKED TAIL

Kentrosaurus ("spiked lizard") had many pairs of long spikes sticking out sideways and backward from its tail. If a big theropod tried attacking this stegosaur's flanks, *Kentrosaurus* brandished these spikes as swords for stabbing the predator. Rather than risk deep wounds, most of *Kentrosaurus*'s enemies would just go away. All stegosaurs were armed with at least one pair of tail spikes like these.



Curved spike on back

Large spike

Gastonia

ARMORED TAIL

Rows of triangular spikes jutted from the sides of *Gastonia*'s tail. By sweeping the tail from side to side, this ankylosaur could inflict deep cuts on the legs of a theropod trying to creep up from behind. Body armor in the form of bony scutes (plates with a horny covering) ran down the back and continued to the end of the tail. *Gastonia* grew to about 16 ft (5 m) long and foraged in the woodlands of western North America around 125 million years ago.

CRACKING THE WHIP


A lumbering sauropod's main defense was its sheer size and weight, but *Apatosaurus* and its relatives could also deliver stinging blows with their long, snaking tails. Like a ringmaster cracking a bullwhip, perhaps *Apatosaurus* could also flick its tail to produce a sudden sound as loud as a big gun being fired—scary enough to deter even the biggest predator.



Apatosaurus skeleton

Tail bones are slender, bony cylinders near tip of tail


Scaly, muscular tail



LASHING OUT

Crocodiles are the largest living reptiles to use their tails for threatening enemies.

On land, a dominant male may lash his tail from side to side before attacking another male. If he is swimming, the male may slap his head on the water before thrashing his tail to and fro. Threatening displays like this are usually enough to drive off a rival—actual fights between male crocodiles are rare.



Scute (bony plate) on tail

Triangular tail spike

Tail club up to 3 ft (1 m) across

BONY CLUB

Ankylosaurs such as *Euoplocephalus* had a tail that ended in a huge, heavy club. This consisted of two large, bony side plates and two small end plates fused together and joined to vertebrae in the tail to form its tip. Strong tendons stiffened the tail bones that formed the club's handle. Swung by strong muscles, the club could knock over a big theropod or even break its leg.

Spiny tail

False head




THORNS ON THE MOVE

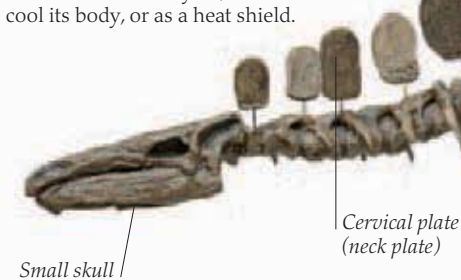
With spines sticking out from its tail and the rest of its body, the thorny devil, or moloch, looks like a tinier but spikier version of *Gastonia*. Most predators would find this small lizard too prickly to tackle and might be confused by the false head on its neck. The moloch lives in Australia's deserts.

Plates and sails

IN THE LATE JURASSIC WOODLANDS, massive *Stegosaurus* with its distinctive rows of plates on its back must have been quite a sight! Features such as plates, sails, and humps ran down the backs of many other dinosaurs. We know this from rows of tall bony spines, blades, and slabs found on the fossil backbones of these animals. Strange arrays of these structures were present in stegosaurs and some unusual sauropods, ornithopods, and theropods. They were covered with either horny sheaths, skin, or fatty tissue. But scientists still argue about the exact purpose of these structures.

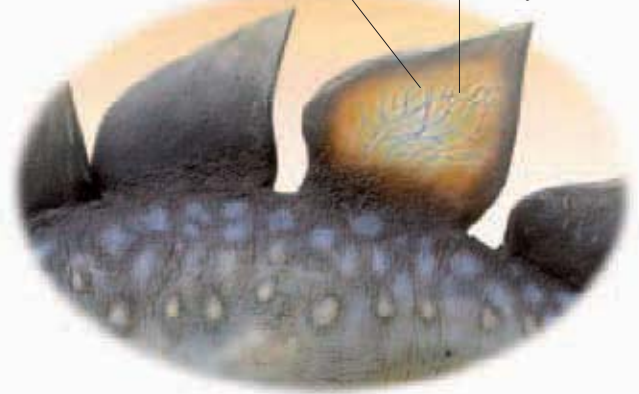


SAIL BACK
Spinosaurus ("spine lizard") was an immense theropod with a long snout and may have fed on fish as well as other dinosaurs. Neural spines (spiny pieces of bone rising from the vertebrae) up to 6 ft (1.8 m) long jutted from its backbone like sword blades. These spines formed a bony scaffolding that held up a skin sail or fatty ridge. *Spinosaurus* perhaps used it as an eye-catching display to attract mates, as a food store for body fat, as a radiator to cool its body, or as a heat shield.



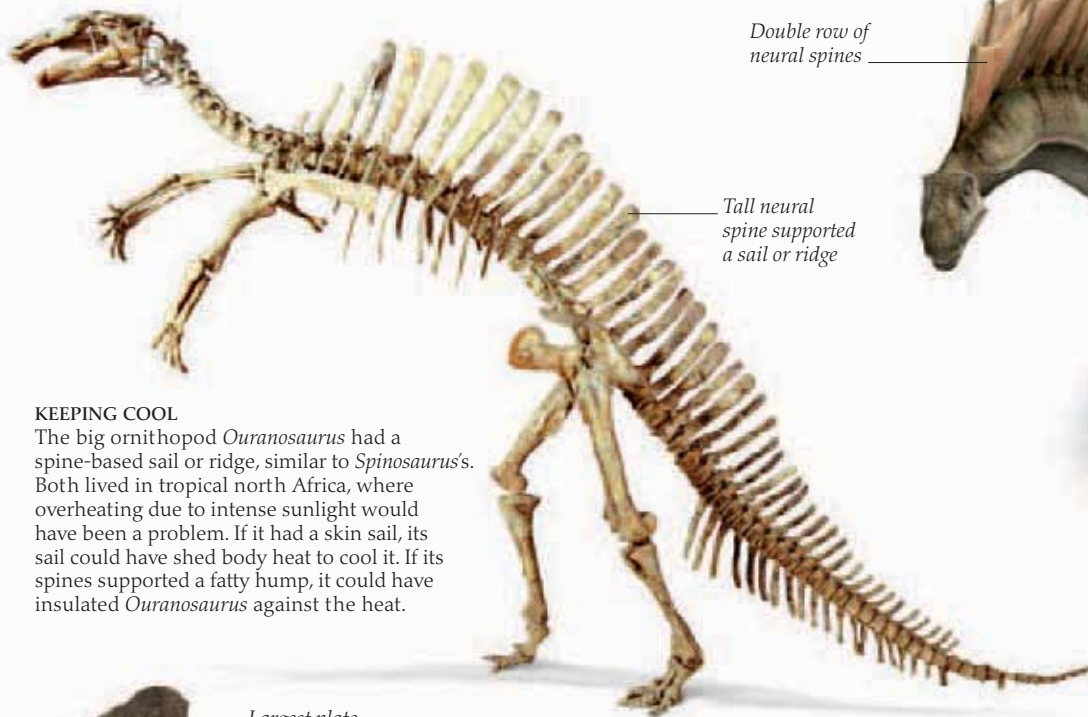
PLATED DINOSAUR
Stegosaurus ("roof lizard") was the largest of all the plated dinosaurs, or stegosaurs. These were four-legged ornithischians with a tiny head and toothless beak. Most kinds of stegosaur sported a double row of tall spikes, but alternating plates ridged *Stegosaurus's* neck, back, and tail. These spikes and plates helped members of different species of stegosaur to recognize others of their own kind. *Stegosaurus* was about 30 ft (9 m) long, and the plates made it look even bigger, probably forcing even larger theropods to think twice before attacking it.

Artery brings hot blood from the interior of the overheated animal into the plate to lose heat to the cool air
 Vein takes cooled blood down into the body



HEATED DEBATE
 Some scientists believe that *Stegosaurus's* plates may have been covered in skin. The blood vessels below the skin would adjust the body temperature by absorbing heat if the plates faced the Sun, and shedding heat if not. But others believe that the plates were covered in dead tissue like horn, which contains no blood vessels, and so the plates couldn't have functioned as heat exchangers.






Double row of neural spines

Tall neural spine supported a sail or ridge

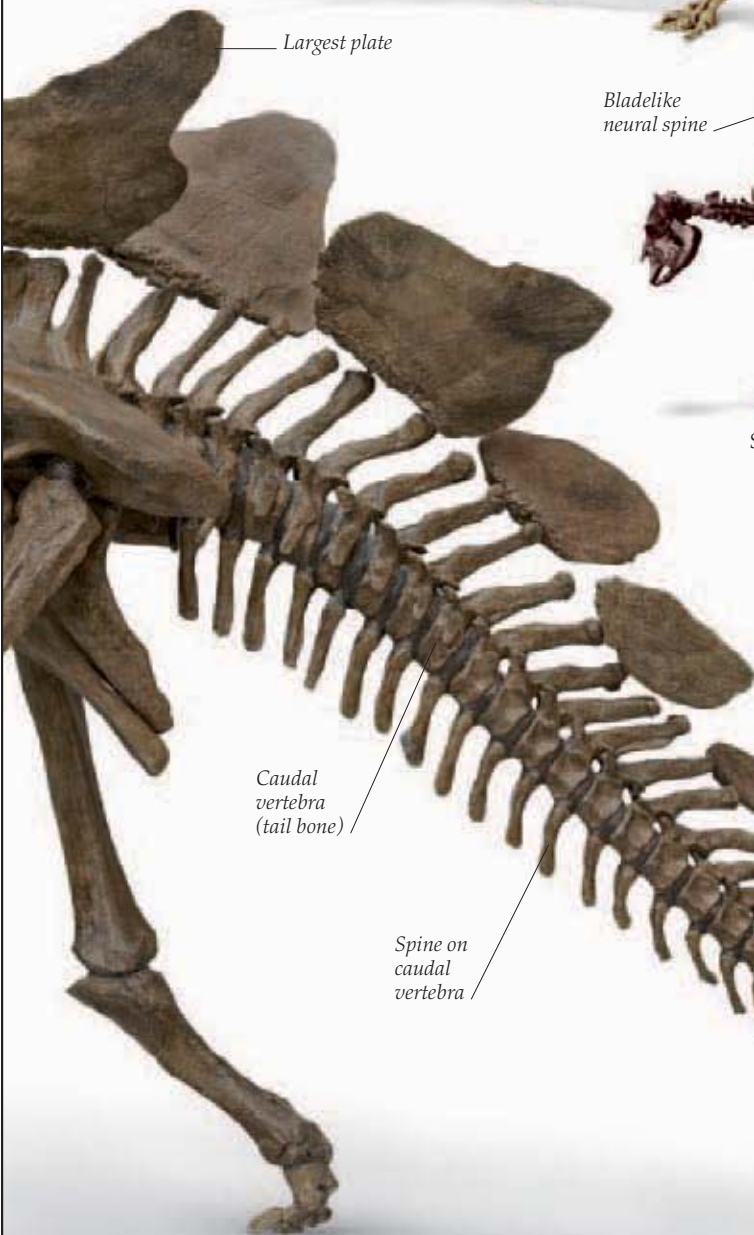
KEEPING COOL

The big ornithomimid *Ouranosaurus* had a spine-based sail or ridge, similar to *Spinosaurus*'s. Both lived in tropical north Africa, where overheating due to intense sunlight would have been a problem. If it had a skin sail, its sail could have shed body heat to cool it. If its spines supported a fatty hump, it could have insulated *Ouranosaurus* against the heat.



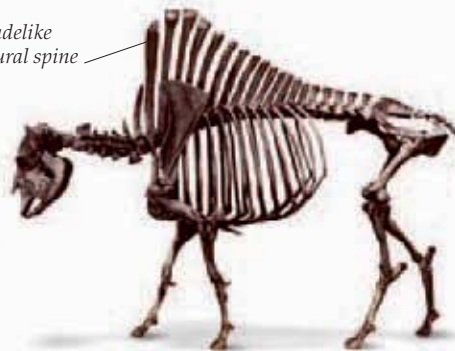
DOUBLE SPIKES

Argentina's *Amargasaurus* ("Amarga lizard") was a sauropod with a double row of spikes that stuck up from its neck, and smaller spikes that ran down its back. These may have supported a pair of skin sails, or may have provided a bristly defense like porcupines' quills. Or perhaps *Amargasaurus* brandished them for show.



Largest plate

Bladelike neural spine



Skeleton of *Bison antiquus*

Muscular hump



Modern American bison

HUMP-BACKED MAMMAL

A bison's hump is supported by spines rising from its backbone. The now-extinct *Bison antiquus* ("ancient bison") once roamed throughout California. It stood nearly room-high at its shoulders and had tall, bladelike neural spines, similar to those of *Spinosaurus* and *Ouranosaurus*. A modern bison has smaller spines. Its muscular hump braces its neck muscles, helping to hold up the bison's massive head. The dinosaurs' neural spines supported sails or ridges that probably acted like camels' humps, which store energy-producing fat.

Caudal vertebra (tail bone)

Caudal plate (plate on tail)

Spine on caudal vertebra

Caudal spike (spike on tail)

Arms and hands

Humerus
(upper arm bone)

ARMED AND DANGEROUS
Deinocheirus ("terrible hand") had the longest arms of any known theropod. Each arm was longer than a man and ended in a three-fingered hand with large, curved claws. Little else is known about this monster from Late Cretaceous Mongolia. Scientists suspect it was a giant ostrichlike dinosaur with arms that hooked leafy branches or fruits down to its mouth.

DINOSAURS' ARMS AND HANDS evolved in amazingly varied ways. Early dinosaurs had flexible arms with grasping hands that seized prey. The first theropods had five fingers on each hand, but most later kinds had only three—during evolution the thumb and little finger had gradually shrunk and vanished. Some theropods had long, gangly arms, but other larger theropods, such as *Tyrannosaurus*, managed with tiny, two-fingered hands and absurdly short arms. The forelimbs of some plant-eaters developed in other ways. *Iguanodon*'s hands could be put to many different uses, such as walking or standing, grasping leaves, or stabbing an attacker. Sauropods' arms and hands formed pillarlike, weight-bearing props for their big, heavy bodies.

Phalanx
(finger bone)

Ungual
(claw)

Third finger

Fourth finger

Second finger

Flexible
fifth finger


Hand bone

Thumb spike

Upper arm

ODD ONE OUT
Maniraptorans formed a group of theropods that were related to birds and had long arms and hands. *Therizinosaurus* ("scythe lizard") was a strange, plant-eating maniraptoran. As heavy as an elephant, this Late Cretaceous oddity was slow and pot-bellied, and yet it had a maniraptoran's distinctive forelimbs, with special wrist and shoulder joints that enabled the animal to fold its arms and hands close to its body.

AN ALL-PURPOSE HAND
Like a Swiss Army knife, each part of *Iguanodon*'s hand was shaped for a different task. The thumb spike served as a weapon for stabbing an attacker. The three middle fingers ended in tiny hooves and bore the body weight when *Iguanodon* walked on all fours. The fifth finger was flexible, and could curl inward to pull leafy twigs to the dinosaur's mouth.



Fine, downy feathers may have covered the skin

Radius (forearm bone)
Ulna (forearm bone)

Radius
Ulna

Compact wrist joint

Wrist
Phalanx (finger bone)

Phalanx

Elephant forelimb

Camarasaurus forelimb

SUPPORTING WEIGHT

Camarasaurus's forelimb bones were like those of an elephant—made for bearing weight. They were thick and strong, and the phalanges (finger bones) were short and stubby. Each hand had five fingers, as with this sauropod's bipedal ancestors, but the finger bones had become fewer and shorter. *Camarasaurus's* hands worked like fleshy, semicircular forefeet, and it walked on its fingertips, leaving horseshoe-shaped handprints in soft ground.

Long forearm bones

Clawed finger

RAPTOR HANDS

Bambiraptor had long arms and three-fingered grasping hands for seizing animals before eating them. A cat-sized theropod like this could probably grip a victim in both hands to bring the animal closer to its mouth. When chasing prey, this Late Cretaceous maniraptoran would tuck its hands and arms in tightly to protect them and to make the body compact for balance and maneuverability. The flexible forelimbs of some maniraptorans were also useful in brooding eggs and climbing trees. Maniraptorans evolved into birds. Over time, their forelimbs became longer and feathered, evolving into wings that were used for flapping flight.

Bambiraptor skeleton

Wrist

Claw

PUNY PROPS

For its great size, *Tyrannosaurus* ("tyrant lizard") had astonishingly tiny arms and hands. They seem too puny to have been useful, and yet they were very muscular. One scientist has suggested that the hands served as props. For a *Tyrannosaurus* lying down to rest, pushing its hands down against the ground might have helped raise its head and chest so that it could stand up again.

Two-fingered hand

Claws and their uses


CLAWS CAN TELL US MUCH about how dinosaurs lived. Predatory dinosaurs used sharp, curved claws on their narrow fingers as weapons, in the same way that an eagle uses its talons for hunting. When attacking prey, a theropod would hook its claws into the victim's skin and cling on as it bit its prey to death. A group of maniraptorans called dromaeosaurids—including *Deinonychus* and its relatives—were mostly no bigger than a man, and often tackled plant-eaters larger than themselves by savaging their flanks with big, sharp, toe claws. But the longest claws of all belonged to the weird plant-eating theropod, *Therizinosaurus*. Maybe these strange claws helped it to fend off attackers. Most plant-eaters and omnivores (animals that feed on both meat and plants) had no weapons like this. Many had claws that had evolved into short, stubby nails or small hooves to protect the fingers and toes from wear. Some ornithischians may have used their claws for digging up edible plants or burrowing.

A FISHY HUNTER

Baryonyx ("heavy claw") gets its name from the large, curved claw on the index finger, or possibly thumb, on each hand. This rhinoceros-sized theropod roamed Europe's rivers, lakes, and swamps early in the Cretaceous Period. Standing at the water's edge, or perhaps wading in, *Baryonyx* might have scooped out large fish with the sudden swipe of a claw. Today, grizzly bears in Alaska catch salmon in a similar way. Or maybe *Baryonyx* seized a fish in its narrow, crocodilelike jaws, and then dug in both claws to prevent its escape.

Curved claw resembles a fishing hook

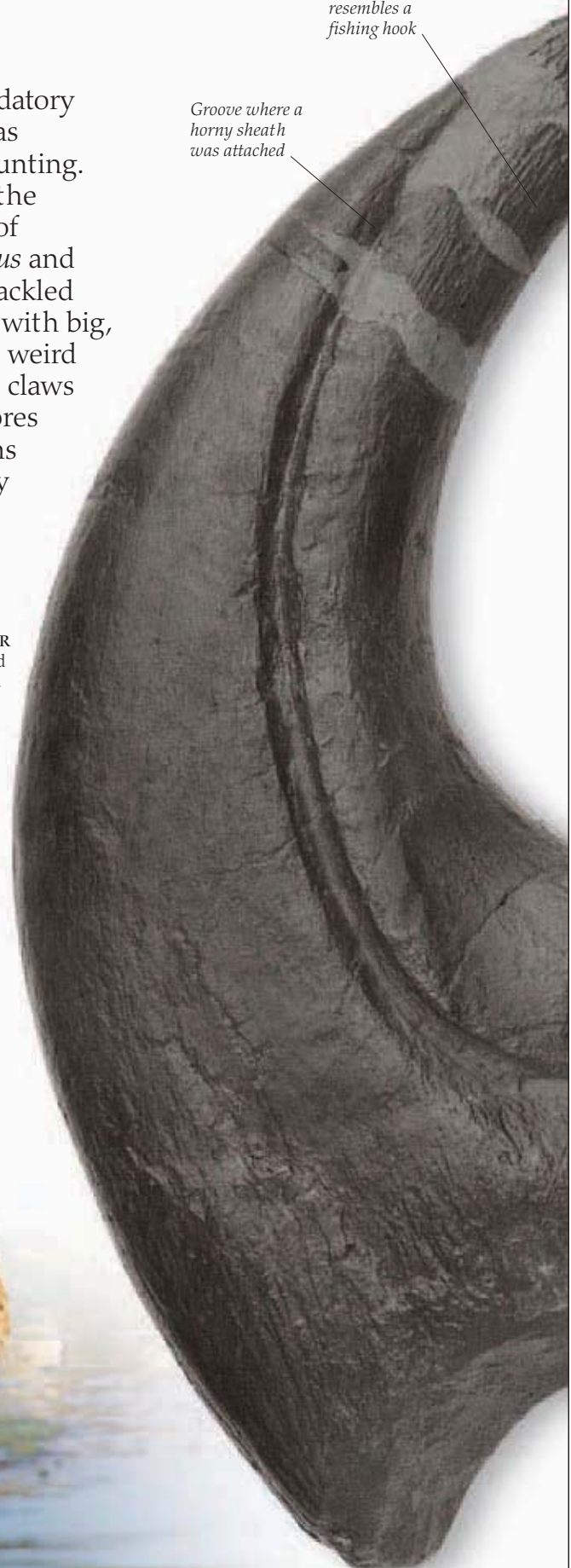
Groove where a horny sheath was attached



Baryonyx

Large claw

Three-fingered hand





SUPER SCYTHES

Therizinosaurus's fingers ended in enormous scythelike claws. Only the bony cores of the claws can be seen here, but a horny sheath covered each claw and at least one claw was longer than a man's arm. No other known dinosaur had longer claws. Ferocious as they seem, *Therizinosaurus* most likely used its claws to rake leafy branches to its mouth.

THUMBS UP

Each thumb on the pillarlike forefeet of the sauropod *Apatosaurus* bore a stout, curved claw. The bony core alone could measure 17 in (43 cm) in length, but the claw was even longer when covered by its horny sheath. How *Apatosaurus* used this claw is a mystery. If threatened by an allosaurid, perhaps the sauropod reared up on its hind limbs and struck out with both forefeet.

LITTLE HOOVES

Triceratops's weight-bearing fingers and toes bore little hooves, each shaped like that of a horse. Three of the five fingers of each hand and all the toes ended in a broad, flat hoof bone with a horny covering. Hooves protected toes from wear and the hoof bones helped support this horned dinosaur's heavy body as it walked. *Triceratops's* blunt hooves had evolved from the pointed claws of its small, two-legged ancestors. Claws may have helped those dinosaurs to defend themselves.

CLAWS IN ACTION

Deinonychus ("terrible claw") would hurl itself at its victims, striking out with its finger claws to attack ornithopods larger than itself. This dromaeosaurid's most dangerous weapon, however, was the raised, sickle-shaped claw on the second toe of each foot. *Deinonychus* could probably sink its finger claws into a large ornithopod's hide, balance on one foot, and deliver slashing kicks that ripped its victim's belly open. Early in the Cretaceous Period, this agile, birdlike theropod must have been one of the most dangerous dinosaurs in North America.


Legs and feet



BUILT FOR SPEED

Hypsilophodon's long leg bones—tibia (shin bone), fibula (calf bone), metatarsals (foot bones), and phalanges (toe bones)—show that this timid plant-eater could dash away from danger. *Hypsilophodon's* legs could swing back and forth rapidly during each stride. If it lived now, *Hypsilophodon* would stand no more than waist-high to a man, yet this small ornithomimid might outrun an athlete.

FAST-MOVING DINOSAURS' LEGS were much longer than their arms. Theropods and many of the ornithopods they chased walked and ran only on their hind limbs, and not on four legs like horses and other swift animals today. The quickest dinosaurs had slim legs with shins longer than thighs, and long, narrow feet with birdlike toes. In contrast, the heavy, plodding sauropods had thick, strong, weight-bearing legs and short, broad feet. All dinosaurs had vertical legs, each thigh bone fitting into the side of the hip bones through a ball-and-socket joint, similar to those in our hips. And dinosaurs walked on their toes, like dogs, and not flat-footedly, like bears.



THE GREAT ESCAPE

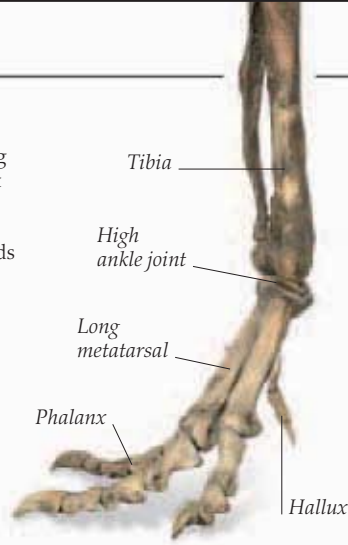
Ornithomimus ("bird mimic") was a long-legged dinosaur that resembled an ostrich, except for its arms and tail. Such ornithomimids, or ostrich dinosaurs, were theropods with toothless beaks for snacking on plants and small creatures. Speed was their only defense and, like ostriches, a herd of ornithomimids could sprint from danger at up to 40 mph (64 kph).



Ostriches in the Etosha salt pan, Namibia

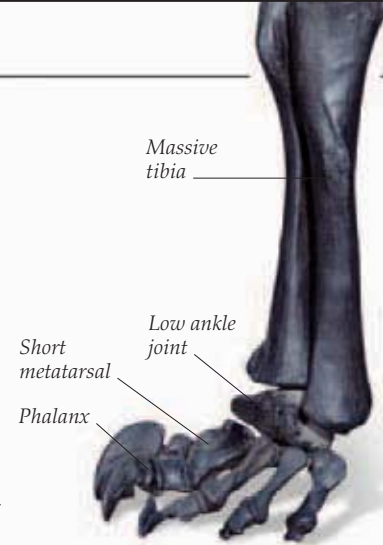
PLODDING GIANT

Large sauropods, such as *Vulcanodon*, trudged along very slowly. Their solid limb bones and short shin, foot, and toe bones had evolved not for running, but to support a huge, heavy body. Most sauropods did not need to run fast. They were large enough to ignore most theropod predators.




THEROPOD'S FOOT

Predatory dinosaurs get their collective name—theropods (“beast feet”)—from their sharp, curved claws, like those on this *Tyrannosaurus* foot. A typical theropod foot had three main, forward-pointing toes, and a little hallux (big toe) that had evolved into a spur (spike) at the back of the foot, and was too short to touch the ground.



SAUROPOD'S FOOT

Diplodocus's hind limbs were thick and strong to bear its heavy weight. Each of the pillarlike legs rested on a broad, five-toed foot. Like other dinosaurs, sauropods walked on their toes, but beneath the toe and foot bones lay supporting fibrous heels. The legs and feet of a sauropod resembled an elephant's.




ON THE RUN

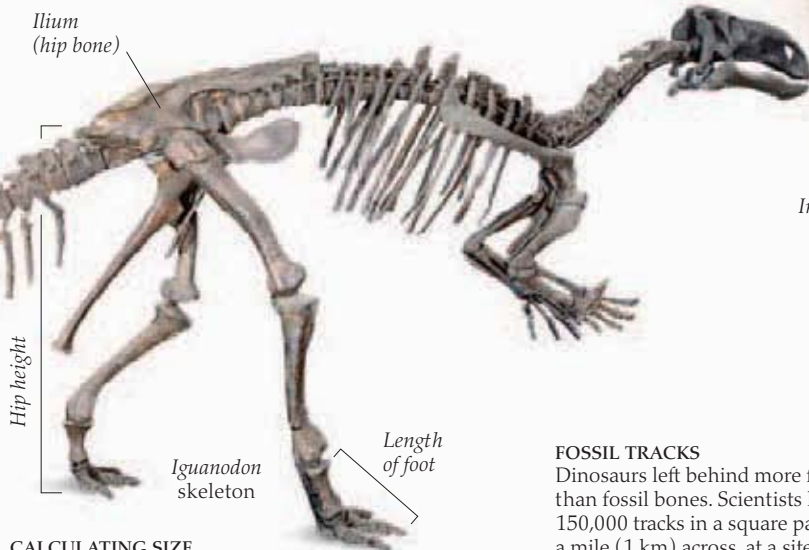
Some scientists think that *Allosaurus*'s powerful legs drove this predator along at up to 20 mph (32 kph) when it was chasing prey. But a large and short-armed theropod, such as an *Allosaurus*, risked serious injury if it fell while running fast. Perhaps this explains signs of breakage and mending in 14 ribs in a skeleton of an *Allosaurus*. Or maybe the ribs were damaged in some other way? Many scientists do not believe that this theropod's legs were capable of speeds greater than a human jogger.

Ancient footprints

A DINOSAUR WALKING by a river, lake, or sea sometimes left its footprints in soft mud that quickly dried and hardened. Buried by successive layers of mud, this slowly turned to rock, preserving the footprints inside it as fossils. The shapes and sizes of such prints and the gaps between them can help scientists to identify different types of track-makers, and also work out the sizes of the dinosaurs and how fast they walked or ran. Scientists can even tell where a dinosaur hunted, or where a herd trekked together. People find fossil dinosaur tracks all over the world. They give us glimpses of dinosaurs' lives that we could never get by just studying their bones.

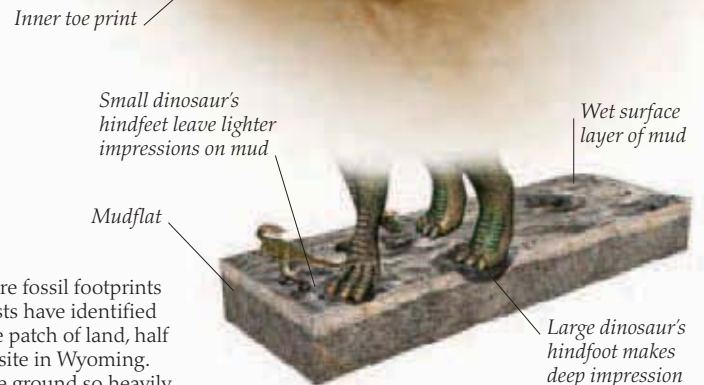


THUNDER FOOT
This fossil sauropod footprint dwarfs a human hand. Parallel rows of washtub-sized depressions like this one pockmark rocks at Purgatoire in Colorado. They tell us that a herd of diplodocid dinosaurs (huge sauropods with a long neck and long tail) passed by some time late in the Jurassic Period. Scientists were not sure precisely which dinosaur made the gigantic Purgatoire prints, so they gave it a special name—*Brontopodus*, meaning “thunder foot.”

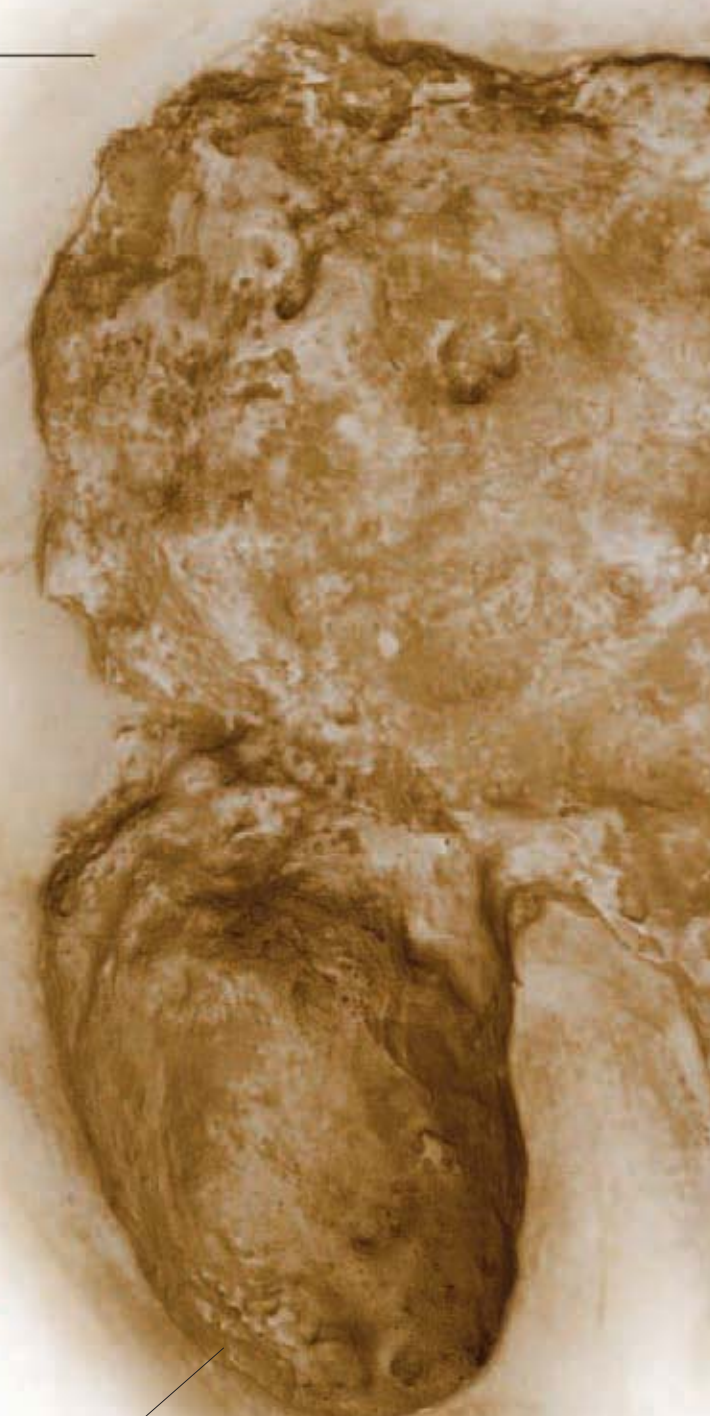


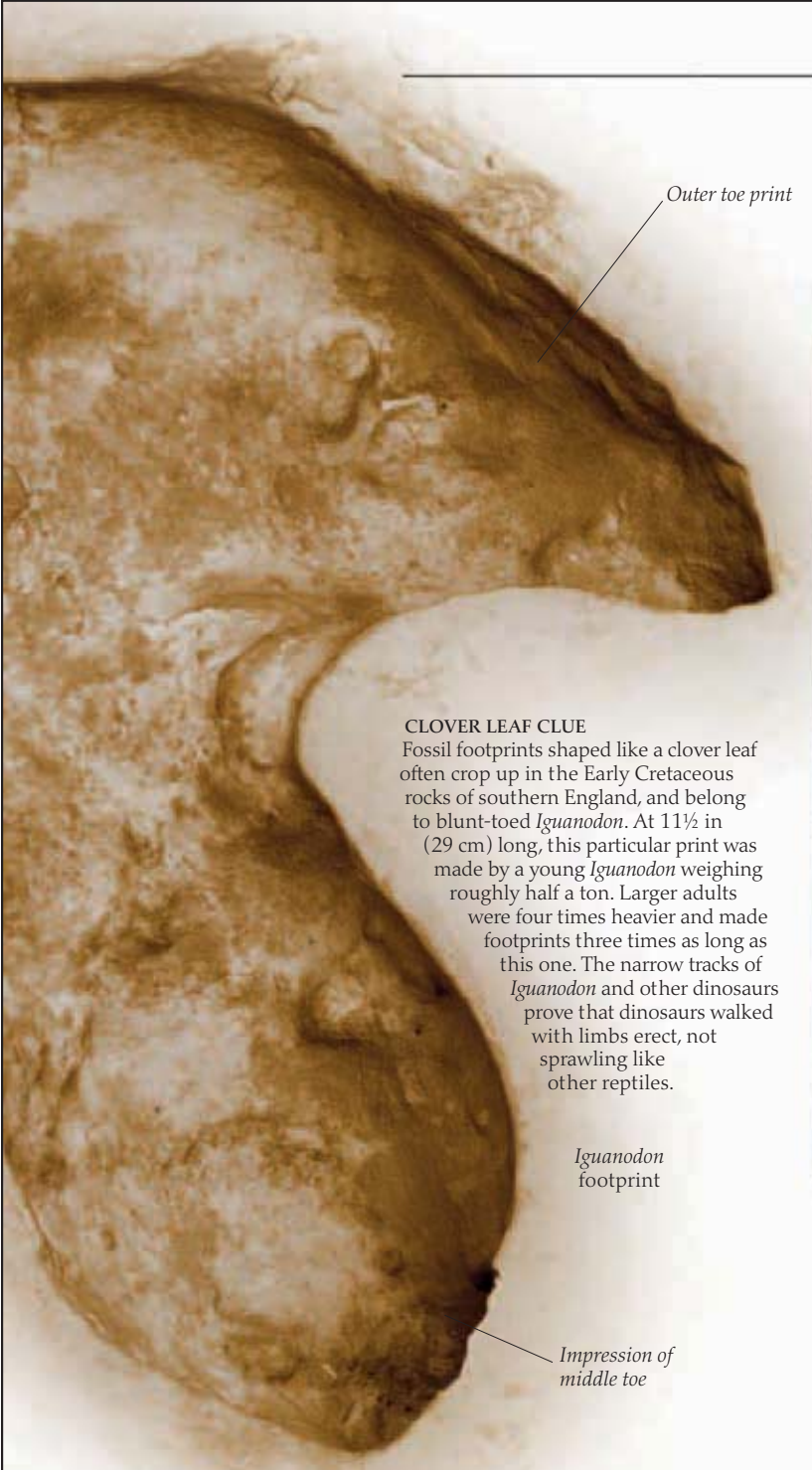
CALCULATING SIZE
An *Iguanodon* might have measured anything from 26 to 40 ft (8–12 m) in length. Scientists can estimate a dinosaur's size from just its footprints, without even seeing its fossil bones. Multiplying the size of a footprint by four gives an idea of the dinosaur's hip height. Scientists can then work out the likely length of the whole animal.

FOSSIL TRACKS
Dinosaurs left behind more fossil footprints than fossil bones. Scientists have identified 150,000 tracks in a square patch of land, half a mile (1 km) across, at a site in Wyoming. Dinosaurs churned up the ground so heavily that tracing individual footprints can be impossible. Even where prints show up clearly, some can be misleading. As shown here, the survival of only the hindfeet prints of a four-legged dinosaur might incorrectly suggest that they came from a two-legged dinosaur.



1 MAKING FOOTPRINTS
A small two-legged dinosaur and large four-legged dinosaur are seen crossing a mudflat. Both leave footprints on the surface, but only the large dinosaur's hindfeet are heavy enough to make dents in the firmer layer of mud lying beneath.






Outer toe print

CLOVER LEAF CLUE

Fossil footprints shaped like a clover leaf often crop up in the Early Cretaceous rocks of southern England, and belong to blunt-toed *Iguanodon*. At 11½ in (29 cm) long, this particular print was made by a young *Iguanodon* weighing roughly half a ton. Larger adults were four times heavier and made footprints three times as long as this one. The narrow tracks of *Iguanodon* and other dinosaurs prove that dinosaurs walked with limbs erect, not sprawling like other reptiles.


Iguanodon footprint

Impression of middle toe



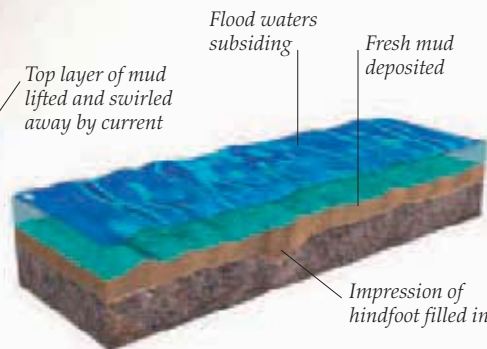
WHERE HUNTERS RAN

A hunting pack of *Dilophosaurus* very likely made these three-toed tracks in Arizona, some time early in the Jurassic Period. These theropods were very agile, and adults measured 20 ft (6 m) in length. The longer a dinosaur's stride, the faster it ran. By measuring stride length and hip height, scientists have worked out that *Dilophosaurus* could chase its prey at up to 23½ mph (37.8 kph).



Flood waters swirl in

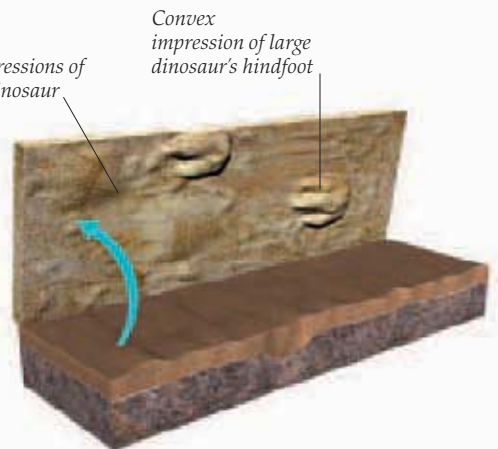
Firmer layer of mud left intact



Flood waters subsiding

Fresh mud deposited

Impression of hindfoot filled in



No impressions of small dinosaur

Convex impression of large dinosaur's hindfoot

2 LOSING FOOTPRINTS
A nearby river overflows its banks while the footprints are still fresh. Water streams across the mudflat and scours away all the footprints that have just been made in the soft surface mud. Only the underprints formed in the underlying mud survive.

3 FOOTPRINTS FOSSILIZED
When the flood subsides, it leaves a smooth layer of mud covering the underprints. Over millions of years, more floods dump fresh mud in layers that get compressed and harden into sedimentary rock. Inside, the underprints survive as fossils.

4 FOSSIL PRINTS REVEALED
Erosion causes the fossil-bearing rock to appear on the surface. Splitting it between two layers reveals the hidden fossil prints. Since only hindfeet prints survive, anyone but an expert would assume that a two-legged dinosaur had made them.

Bright pattern on skin



REPTILIAN SKIN

The skin of most lizards has flat scales that overlap like roof tiles, but the Gila monster's skin is covered in bumpy scales arranged like tiny, close-set pebbles. From skin impressions preserved in rocks, we know that dinosaurs had scales like this. On parts of their bodies, large and small scales formed mosaic patterns.


Tough skins

A TYPICAL DINOSAUR'S SKIN was scaly and waterproof, and similar to a lizard's or crocodile's. It protected the dinosaur's body from drying and shriveling up in hot, dry conditions. The skin was also tough, so it was not easily cut if the dinosaur fell or was injured in a fight. Ankylosaurs and some sauropods had skins with bony armor for extra protection—a theropod biting into their hides risked breaking its teeth. Scientists learn all this from the fossil impressions left by the skins of some dinosaurs, but we can only guess at the colors of the skin. It is very likely, big dinosaurs were as drab as an elephant, but perhaps small dinosaurs were brightly colored for display or for camouflage.

Pea-sized ossicles (bony lumps)

Saltasaurus


Armored hide



COAT OF ARMOR

The backs and flanks (sides) of *Saltasaurus*, and some other dinosaurs in a group of sauropods called titanosaurs, were fortified with layers of flexible armor. Set into their hides were thousands of bony lumps ranging in size from peas to dinner plates. Here and there, ridged bony plates as big as the palm of a human hand reinforced the skin.

Saltasaurus skin impression





Large spiked lump

Armored Polacanthus skin

KNOBBLED DEFENSE

This skin impression is a sample of the knobbled plates that protected the ankylosaur *Polacanthus* ("many spine"). Spiked lumps projected from its back and tail, and a bony corset set into the skin above its hips guarded against the teeth and claws of hungry theropods. *Polacanthus* measured 13–16 ft (4–5 m), and roamed western Europe around 130 million years ago.

Mud filled every tiny crease in the skin, creating this fine cast



SCALY SKIN

A fossilized cast of a patch of skin from *Edmontosaurus*, a hadrosaur (duck-billed dinosaur), features a mass of little scales, which made the skin flexible. In places, there were also large, raised conical scales, and some hadrosaurs had small horny spines that stuck up from the neck, back, and tail. Perhaps the patterned areas on the skin of hadrosaurs were brightly colored.



Pitted surface


Ridge reinforced the bony plate

BONY BACK

This bony scute (plate) was one of many shielding an ankylosaur's back. The tiny pits peppering its upper surface show the positions of blood vessels. The scute's flattened underside was fixed in the animal's skin. The plate was covered by a tightly fitting horny sheath made of keratin—the same material as our fingernails—which locked into the tiny pits. The horny sheath was worn down during the ankylosaur's life, but grew to keep pace with the wear.

WELL-PROTECTED

The ankylosaur *Edmontonia* bristled with body armor. Bony plates reinforced its skull, spikes jutted from its shoulders and flanks, and three rows of big bony plates shielded the neck and shoulders. Small ridged plates covered the back, hips, and tail.



ARMORED ARMADILLO

Armor of the kind that was found in ankylosaurs is not unique to dinosaurs. Some modern mammals, such as armadillos ("little armored ones") have similar defenses. Bands of scutes (plates) on flexible skin run crosswise across an armadillo's body, and stiff shields guard the hips and shoulders. The head, tail, and upper parts of the limbs are armored, too. The weakest spot is the unprotected belly.

Feathered dinosaurs

NOT ALL DINOSAURS HAD SCALY SKIN—the skin of some was covered in down or feathers. The first evidence came in 1861 when a German scientist described *Archaeopteryx*, a primitive bird with wings, but a long, bony tail, clawed fingers, and teeth like those of theropods. In 1996, Chinese paleontologists discovered *Sinosauropteryx*, a small birdlike dinosaur with “dinofuzz”—a downy covering on its body. Then came more exciting finds—theropods with showy feathers and feathered arms that worked as wings for gliding, not flapping. The first featherlike structures were downy and were probably used for keeping the body warm. Feathers used for display and flight probably developed later. Early flying theropods evolved into the expert aerobatic dinosaurs that we call modern birds.



Toothy jaw

Feathered arm

FEATHERED OR NOT?
 Scientists long suspected that *Velociraptor* had a covering of feathers because it belongs to the maniraptorans—a group of theropods that share many features with birds. The theory was proved in 2007 when scientists found small tell-tale bumps on a fossilized arm bone of a *Velociraptor*. In birds, these bumps anchor feathers to the bone. We can therefore be sure that *Velociraptor*'s arms were feathered, too.



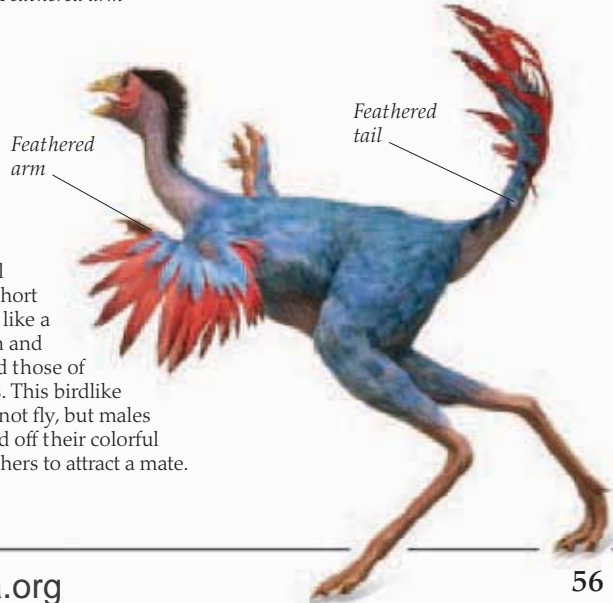
Feathered head

Feathered arm

Fossilized feathers

Bony tail


FUZZY RAPTOR
 Traces of primitive feathers fringe the bones of Fuzzy Raptor, a dinosaur whose downy covering trapped body heat to keep it warm. Found in 2001, this became the first-known complete fossil of a feathered dromaeosaurid. Fuzzy Raptor's identity is not certain. It is probably the Early Cretaceous dromaeosaurid *Sinornithosaurus* (“Chinese bird lizard”).



Feathered arm

Feathered tail

DINOBIRD
 Turkey-sized *Caudipteryx* (“tail feather”) had a short tail and feathers like a bird, yet its teeth and bones resembled those of other theropods. This birdlike theropod could not fly, but males probably showed off their colorful arm and tail feathers to attract a mate.



Wing with long flight feathers

Archaeopteryx

Toothy jaw

TAKING TO THE SKY

Technically, all birds are dinosaurs, but some early birds were more similar to ground-based dinosaurs than they were to modern birds. *Archaeopteryx* ("ancient feather" or "ancient wing") had the feathered wings of a flying bird, yet the claws, hips, legs, toothy jaws, and bony tail of a small theropod. Late in the Jurassic Period, this crow-sized prehistoric bird flapped over semidesert islands in what is now southern Germany.



Archaeopteryx fossil

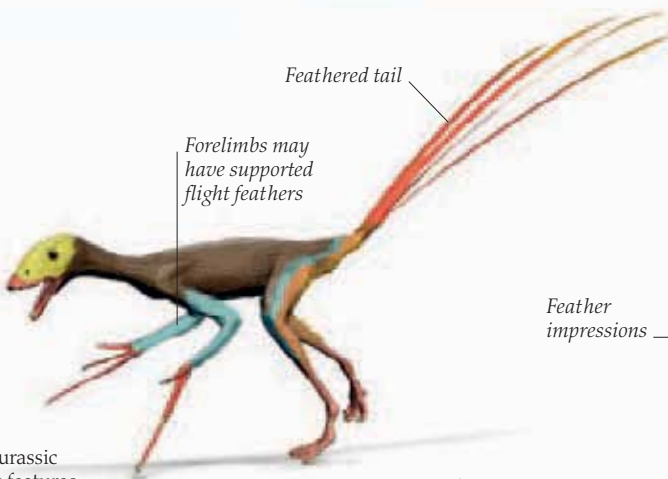
Feathered tail

Forelimbs may have supported flight feathers

Feather impressions

CLIMBERS AND GLIDERS

Epidexipteryx ("display feather") was a tiny, feathered maniraptoran that probably climbed and leaped around in trees. Some scientists believe it glided from tree to tree, using feathered arms as wings. This Jurassic proto-bird (dinosaur with basic features of a bird) lived before *Archaeopteryx*, which flew by flapping its wings. Flight by gliding was probably followed by flapping flight.




Flight feathers on wing

Clawed wing finger

Toothless beak

A BIRD WITH A BEAK

Confuciusornis had more features in common with modern birds than do earlier birds, such as *Archaeopteryx*. *Confuciusornis* had a horny beak and a pygostyle (a bony tail core formed from fused tail bones). This helped it to fly better than *Archaeopteryx*, yet *Confuciusornis* still had some primitive features, such as clawed wing fingers. It lived in Early Cretaceous China and bred in colonies.



Long tail feather

Highly curved foot claw

Feather shaft

Leading edge



FLIGHT FEATHERS

We know that *Archaeopteryx* could fly because the primary feathers (feathers that are the most important for flapping flight) on its wings were shaped like this one from a modern flying bird. The flight feather's shaft is closer to one edge than the other. The primary feathers of flightless birds are shaped very differently—each feather's shaft runs through the middle. This was characteristic of flightless feathered dinosaurs such as *Caudipteryx* as well.

Eggs and young



A GIANT'S EGGS

Sauropods' cannonball-shaped eggs measured about 5 in (13 cm) across. Each occupied the space of a dozen chicken eggs. A thick shell protected the egg from breakage and tiny holes in the shell let air reach the embryo inside. These eggs seem small for the size of the huge plant-eating dinosaurs that laid them, but much larger eggs would have needed shells so thick that hatchlings could not have broken out.

DINOSAURS HATCHED FROM HARD-SHELLED eggs like those of birds and crocodiles. By studying a fossil eggshell's shape and texture, paleontologists can tell which type of dinosaur laid the egg. Sometimes they even find a tiny skeleton inside the fossil egg. Such discoveries include the remains of whole nesting colonies of hadrosaurs and sauropods. Small dinosaurs probably sat on their eggs to warm them as birds do, but big dinosaurs hatched their eggs with warmth from sunshine or rotting vegetation. Some dinosaurs ran around and started looking for food soon after emerging from eggs. Others needed parental care. Most kinds of dinosaur grew fast. A *Tyrannosaurus* that hatched from an egg no bigger than a loaf of bread weighed as much as 65 lb (30 kg) by the time it was two. By 14, this theropod weighed about 1.9 tons (1.7 metric tons), and more than twice that by 18. But it did not live long: by 30, the *Tyrannosaurus* was dead.

Damage caused during fossilization



Elongated shape

STOLEN GOODS?

Oviraptor and its relatives—the oviraptorids—laid narrow, hard-shelled eggs like this one, discovered in Mongolia. These eggs are typically 7 in (18 cm) long. *Oviraptor* means "egg thief." Scientists once thought that a small ceratopsian called *Protoceratops* laid the eggs and that *Oviraptor* used to steal them. The scientists realized their mistake only when paleontologists found fossils of another oviraptorid sitting on similar eggs.

Head tucked in

READY TO HATCH

Tiny bones found in a fossil egg helped a modelmaker to create this lifelike restoration of a *Troodon* about to hatch. Such eggs have been found at Egg Mountain, a Late Cretaceous fossil site in the northwest of Montana. *Troodon* mothers laid eggs two at a time. Incubated upright in the ground, their clutches hatched out into babies that quickly ran around. Fossils of young and adult dinosaurs found together make it likely that the hatchlings formed part of family groups.

Tail tucked under body

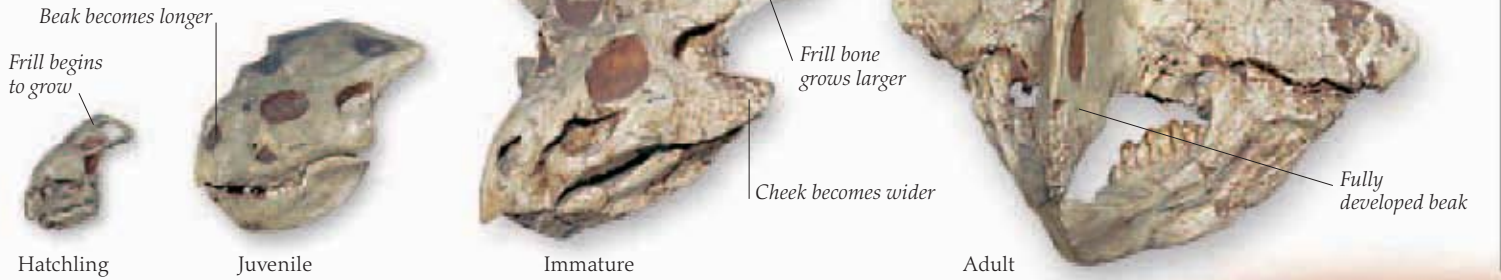


DINO KIDS

This realistic model shows *Maiaasaura* hatchlings crouching in the protection of their mud-mound nest among unhatched eggs. *Maiaasaura* was a large hadrosaur (duck-billed dinosaur) and dozens of individuals nested close together. Like birds, the mothers fed their babies in the nests until they were strong enough to leave. This habit earned this dinosaur its name, which means "good mother lizard."

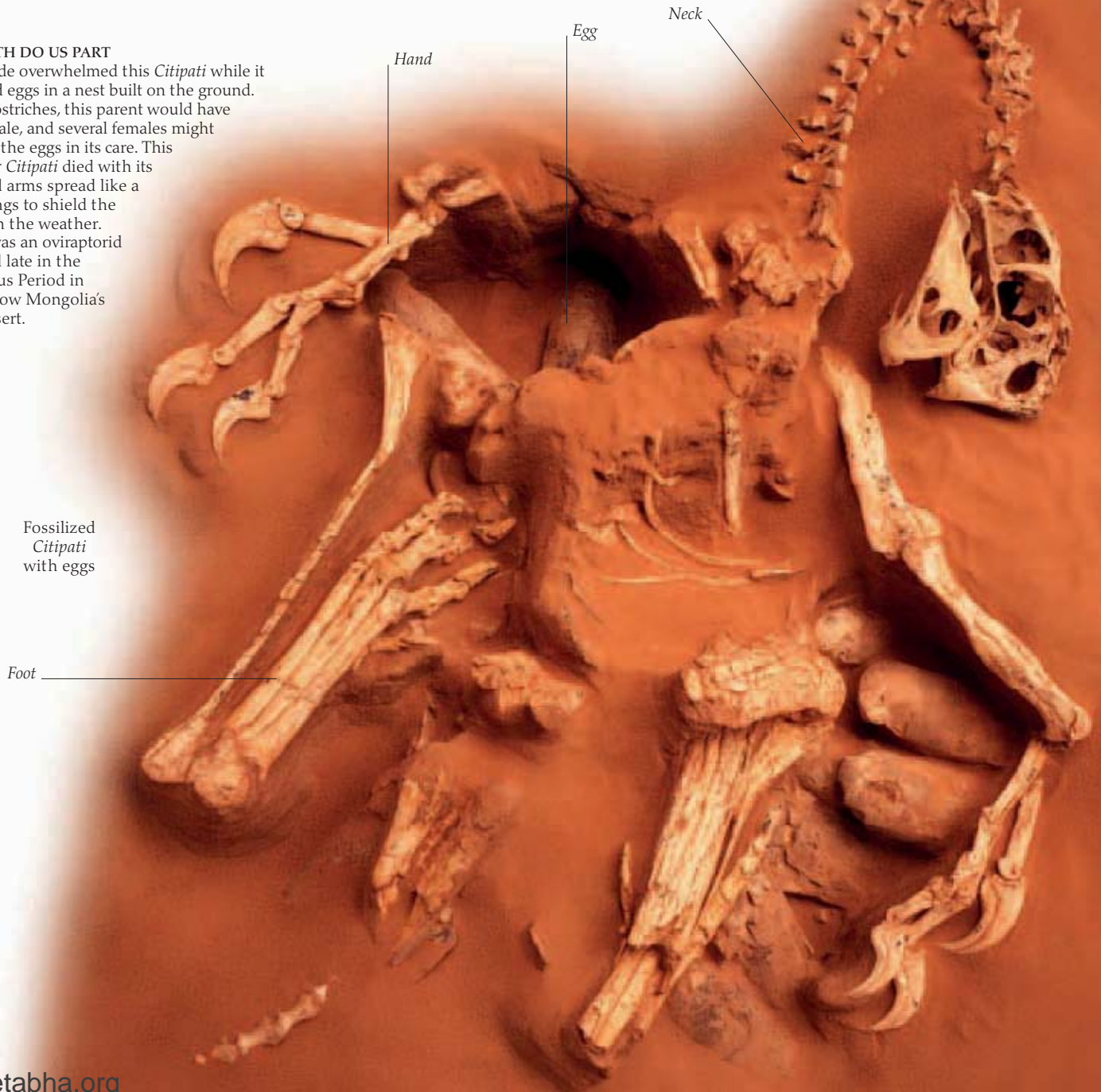
GROWING UP

From left to right, fossils from four specimens of *Protoceratops* ("first horned face") show how the skull of this sheep-sized plant-eater changed as it grew up. The beak became tall and narrow, the bony frill at the back of the skull enlarged, and the cheeks flared out at the sides. Adult males had bigger neck frills than the females.



'TIL DEATH DO US PART

A mudslide overwhelmed this *Citipati* while it incubated eggs in a nest built on the ground. As with ostriches, this parent would have been a male, and several females might have laid the eggs in its care. This particular *Citipati* died with its feathered arms spread like a bird's wings to shield the eggs from the weather. *Citipati* was an oviraptorid that lived late in the Cretaceous Period in what is now Mongolia's Gobi Desert.



Finding dinosaur fossils

HOW DO FOSSIL HUNTERS discover the remains of dinosaurs? First, they look for the right kinds of fossil-bearing rocks. Sedimentary rocks like sandstones that date from the Age of Dinosaurs often show up most clearly in badlands (barren and eroded regions), deserts, cliffs, and quarries. Paleontologists search these places for unusual rock. What we might consider shiny or spongy stones may be recognized by the experts as scraps of dinosaur fossils—pieces that may have broken off from a larger fossil such as a skull. Discovery is just the start. A team of experts may work for weeks to free a large fossil from its rocky tomb without damaging it. Meanwhile, they measure, map, and photograph each bone.




ANCIENT TREASURE TROVE

A sauropodomorph skeleton dwarfs this paleontologist working at a dinosaur dig in China's Lufeng Basin, a bowl-shaped region filled with sedimentary rocks. In 1938, Chinese paleontologist Yang Zhongjian unearthed fossils of the prosauropod *Lufengosaurus*, the first dinosaur to be found here. Since then, the area's sandstones, mudstones, and shales have yielded more than 100 dinosaur skeletons dating from the Jurassic Period.

THE HUNT

Secured by a safety rope, paleontologist Hans Larsson perches precariously halfway up a cliff to excavate a toe bone of *Centrosaurus*, a horned dinosaur.

This scene is set in the remote badlands of Dinosaur Provincial Park in Alberta, Canada, but the hunt for dinosaurs ranges from frozen Antarctica to the baking sands of the Sahara Desert.



Gloves



Straight-headed hammer for splitting hard rock



Curved-headed brick hammer for breaking up and clearing softer rocks, such as clays



Rock saw for cutting through rock

Pointed chisel



Flat chisel



THE FIND

When excavating the bones of a dinosaur, the paleontologists first remove the bulk of rocks around the bones. Then they clear away the matrix (rocky material immediately surrounding the bones) as much as possible using hammers and chisels. Next they encase the bones in jackets made of sackcloth soaked in wet plaster. This sets hard quickly, forming a strong, rigid coat. Each plaster jacket protects the fragile fossil bone inside against damage on the ride to a laboratory for proper study.



1 CLEANING A LIMB BONE
A paleontologist carefully brushes away dirt from a big, fragile dinosaur limb bone. The goal is to clean the fossil before encasing it in plaster.



2 MAKING A PLASTER CAST
The paleontologists apply runny plaster of Paris to sackcloth bandages. They wrap these around the bone and wait for the plaster to set hard.



3 PREPARING FOR STUDY
The dinosaur bone arrives at a laboratory still wrapped in its plaster cast. Technicians remove the cast so the bone can be studied.

TOOLS OF THE TRADE

Paleontologists use tools like these to free fossils stuck in rock, to clean them, and to pack them safely for later examination. They might paint fragile bones with watery glue to stop them from crumbling, and then encase the bones in a jacket. They make one kind of jacket by dipping an open-weave fabric into a paste made of water mixed with powdered plaster of Paris. Or they might wrap the bones in aluminum foil and then pour on chemicals producing polyurethane foam, which expands and covers the fossils to protect them.



Club hammer for driving chisels into the rock



Hard paintbrush for clearing away dust while rock is chipped away



Soft paintbrush for cleaning the exposed fossil more intricately



Glue for hardening an exposed fossil

Polyurethane foam jacket

Aluminum foil covers fossil

Roll of plasterer's cloth (open-weave fabric) and plaster of Paris



Rebuilding a dinosaur



EXPOSING THE FOSSIL

A technician uses dilute acetic acid to expose embryos hidden in fossil dinosaur eggs. Each day, acid eats away a wafer-thin layer of the stony material around the embryos without harming their frail bones, which have a different chemical composition. Washing and drying the embryos is part of this process, which can last up to a year.

DIGGING UP A DINOSAUR'S bones is just the first step toward learning what it looked like and putting it on show. Inside a museum laboratory, technicians called preparators start by sawing off the plaster jackets protecting the bones. If the bones are embedded in rock, the next step is to extract them carefully. Preparators chip away hard rock with chisels. They use powered tools like dentists' drills for detailed work, and even acid for removing certain kinds of stone from around the fossils. Once the bones are cleaned, paleontologists can reconstruct the dinosaur's skeleton by fitting them together. Modelmakers can then be guided by paleontologists in building a lifelike restoration of the animal, using bumps and ridges on the bones as clues to where muscles and other tissues were attached.

Cartilage cap of ankle joint

Ligament scar

FINDING CLUES

Fossil bones can tell us about muscles and other tissues that have vanished. The upper end of this third metatarsal (foot) bone of an *Iguanodon* is roughened and shows where cartilage (gristle) protected the ankle joint. The bottom end is where cartilage protected this bone against the first phalanx (toe bone). A scar marks where a ligament joined this bone to the fourth metatarsal bone.




Cartilage surface of joint for first phalanx



ON DISPLAY

A cast of a *Diplodocus* skeleton forms the centerpiece in the main hall of London's Natural History Museum. Museums worldwide display replicas of dinosaur skeletons. The replicas are cast from molds made from real fossils, many of them unique and too fragile to be put on display.



FLESH AND BONES

This model shows a freshly dead *Baryonyx* lying on the bottom of a lake. A sculptor made this realistic model by studying the way the dinosaur's bones were arranged when paleontologists dug them up. Scientists and the modelmaker then worked out where to add muscles, skin, and other tissues that would bulk out the body.

DIGITAL DINOS

Special 3-D modeling and graphics computer software allow graphic artists to create highly detailed digital models of dinosaurs. They first draw a body framework in the software and bulk it out. Next, they add details such as tint and texture to the skin or surface of the model. Artists with expert anatomical knowledge can manipulate a model to pose a dinosaur in different ways and even make it move in various environments under simulated lighting.

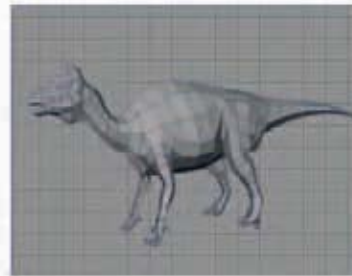


Digital model of *Corythosaurus*



Reconstruction of lake bed

Baryonyx restoration



1 BASE MESH

The first step is to make a mesh that forms the base or starting point of the model. An accurate drawing of the dinosaur's skeleton guides the artist in building the dinosaur's basic shape from a grid made of polygons.




2 SHAPING THE DINOSAUR

Computer software subdivides the basic polygons into millions of smaller units. An artist can then sculpt these units as a kind of digital clay, modifying them to refine the dinosaur's shape.



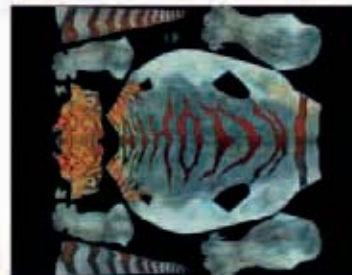
3 CORRECTING INACCURACIES

While making the digital model, it is important to correct mistakes that are often present in traditional models of dinosaurs. For instance, a hadrosaur such as *Corythosaurus* is now known to have a skin crest behind its head.



4 UV MAPPING

3-D painting tools add basic color details to the model. But the artist also uses a technique called UV mapping to cut the dinosaur's skin into pieces. These are placed on a virtual canvas to add finer details of color and texture.




5 ADDING COLOR

The bits of skin are spread out on the flat canvas like pieces of animal hide pinned onto a table. Working on these, the artist creates detailed color maps that consist of tints, shades, and tones of different colors.



6 ADDING MORE DETAIL

UV mapping also adds details such as texture or shininess. It can make one part of a dinosaur's body appear to be glossier or scallier than another, making the dinosaur look more real.



7 RIGGING

To pose or animate the dinosaur, a rigging artist, who is an expert in anatomy, creates a digital skeleton and digital muscles that will convincingly move and bend the digital animal.



8 RENDERING

In this step, the flat maps created earlier are applied to the model. The dinosaur is then placed in a simulated environment and is illuminated by virtual sources of light.

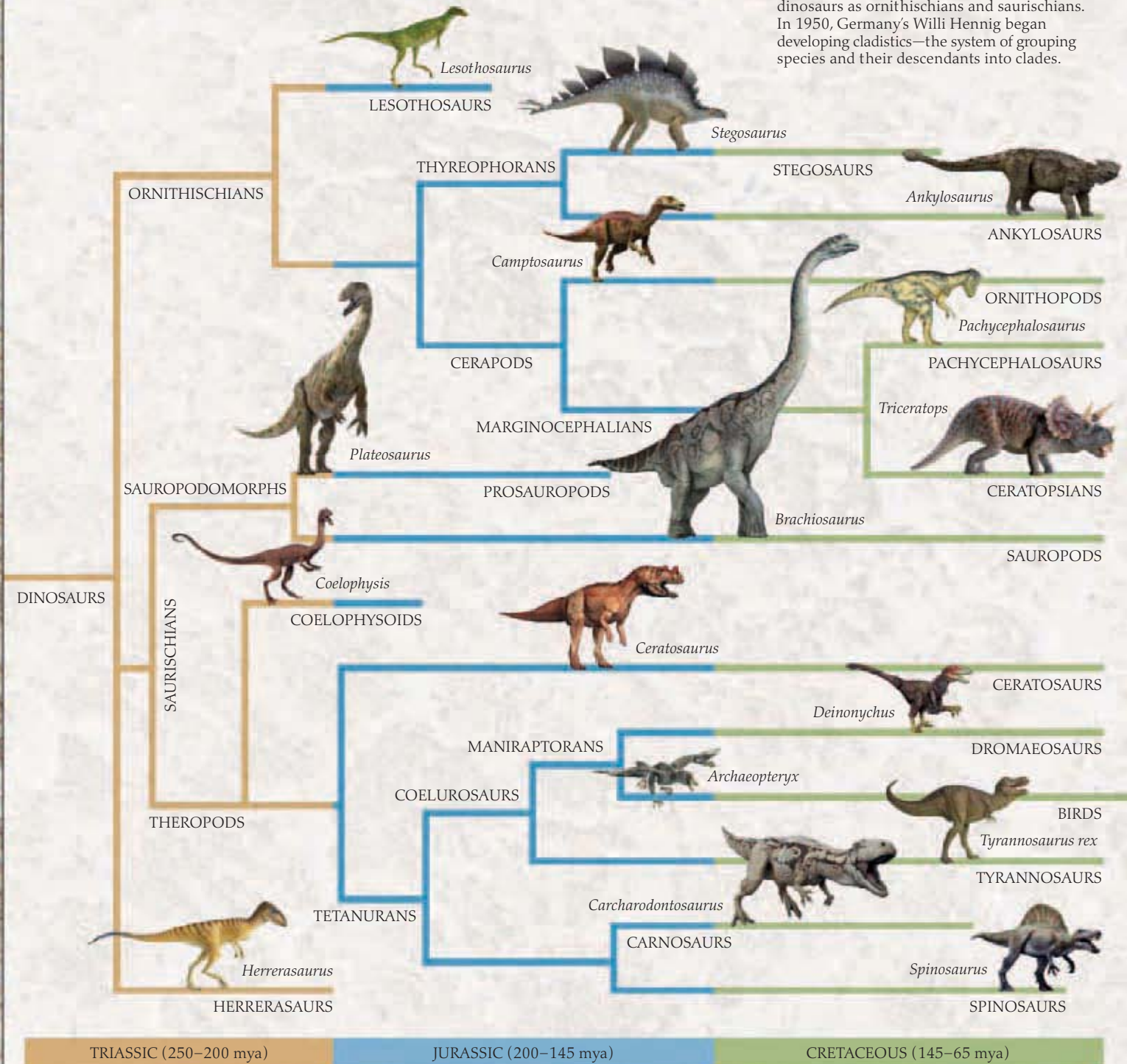
Classification of dinosaurs

EACH KIND OF DINOSAUR is called a species, and one or more related species make up a genus (plural, genera). A species together with all of its descendants forms a group called a clade. A diagram made up of clades is known as a cladogram. Our cladogram shows how most main groups of dinosaur were related. For instance, the species *Tyrannosaurus rex* belongs in the successively larger clades of *Tyrannosaurus*, tyrannosaurs, coelurosaurs, tetanurans, theropods, and saurischians.



PIONEERS OF CLASSIFICATION

In 1735, Sweden's Carl Linnaeus classified living things into species and genera. In 1887, Britain's Harry Govier Seeley (above) classified dinosaurs as ornithischians and saurischians. In 1950, Germany's Willi Hennig began developing cladistics—the system of grouping species and their descendants into clades.




Pronunciation guide

NAMING DINOSAURS

Most dinosaurs' scientific names are based on Latin or Greek words and each name means something. For instance, *Triceratops* ("three-horned face") describes a special anatomical feature. *Eocursor* ("dawn runner") describes this ornithomimid's behavior. *Argentinosaurus* tells us where this sauropod's fossils were found. *Barsboldia*'s name honors the Mongolian paleontologist Rinchen Barsbold. Many names are tricky to say, but our syllable-by-syllable guide helps you pronounce many of those in the book.

NAME	PRONUNCIATION
<i>Albertosaurus</i>	al BERT oh SORE uss
<i>Allosaurus</i>	allo SORE uss
<i>Alxasaurus</i>	AL shah SORE uss
<i>Amargasaurus</i>	ah MAHR gah SORE uss
<i>Anchisaurus</i>	ankee SORE uss
<i>Ankylosaurus</i>	an KEE loh SORE uss
<i>Apatosaurus</i>	a PAT oh SORE uss
<i>Archaeopteryx</i>	AR kee OP terricks
<i>Argentinosaurus</i>	AR jen TEEN oh SORE uss
<i>Bambiraptor</i>	BAM bee RAP tor
<i>Barapasaurus</i>	buh RAH pah SORE uss
<i>Barosaurus</i>	barrow SORE uss
<i>Barsboldia</i>	bahrs BOHL dee a
<i>Baryonyx</i>	barry ON icks
<i>Brachiosaurus</i>	brackee oh SORE uss
<i>Camarasaurus</i>	KAM a ra SORE uss
<i>Camptosaurus</i>	KAMP toe SORE uss
<i>Carcharodontosaurus</i>	kar KAR oh DON toe SORE uss
<i>Carnotaurus</i>	kar noh TOR uss
<i>Caudipteryx</i>	kor DIP terricks
<i>Centrosaurus</i>	SEN troh SORE uss
<i>Ceratosaurus</i>	seh rat oh SORE uss
<i>Citipati</i>	CHIT i puh tih
<i>Coelophysis</i>	SEE low FYE siss
<i>Compsognathus</i>	KOMP sog NAY thus
<i>Confuciusornis</i>	CON FYOO shi SOR nis
<i>Corythosaurus</i>	ko RITH oh SORE uss
<i>Cryolophosaurus</i>	KREE o LOAF o SORE uss
<i>Deinocheirus</i>	DIE no KIRE uss
<i>Deinonychus</i>	die NON ee kuss
<i>Dilophosaurus</i>	die LOAF oh SORE uss
<i>Diplodocus</i>	di PLOD o kuss
<i>Dryosaurus</i>	DRY oh SORE uss
<i>Edmontonia</i>	ED mon TOE nee a
<i>Edmontosaurus</i>	ed MON toe SORE uss
<i>Eocursor</i>	EE oh KER sor
<i>Eoraptor</i>	EE oh RAP tor
<i>Epidexipteryx</i>	epi dex IP terricks
<i>Euoplocephalus</i>	YOU owe ploH SEFF a luss
<i>Gallimimus</i>	gally MEEM uss
<i>Gastonia</i>	gass TOE nee a
<i>Giganotosaurus</i>	jig anno toe SORE uss
<i>Guanlong</i>	gwahn LOONG
<i>Herrerasaurus</i>	he RAIR a SORE uss
<i>Heterodontosaurus</i>	HET er oh DONT oh SORE uss
<i>Huayangosaurus</i>	HWAH YAHNG oh SORE uss
<i>Hypsilophodon</i>	HIP sill OFF o don
<i>Iguanodon</i>	ig WAHN o don

NAME	PRONUNCIATION
<i>Kentrosaurus</i>	KEN troh SORE uss
<i>Lambeosaurus</i>	LAMB ee oh SORE uss
<i>Leaellynasaura</i>	lee EL in a SORE a
<i>Lesothosaurus</i>	le SUE too SORE uss
<i>Maiasaura</i>	MY a SORE a
<i>Majungatholus</i>	mah JOONG gah THOL uss
<i>Mamenchisaurus</i>	ma MEN chee SORE uss
<i>Megalosaurus</i>	MEG ah loh SORE uss
<i>Mei long</i>	may LOONG
<i>Microraptor</i>	MY kro RAP tor
<i>Monolophosaurus</i>	MON o LOAF o SORE uss
<i>Muttaborrasaurus</i>	MUT a BUR a SORE uss
<i>Nigersaurus</i>	nee ZHER SORE uss
<i>Ornithomimus</i>	OR ni thoh MEE uss
<i>Ouranosaurus</i>	OO ran oh SORE uss
<i>Oviraptor</i>	oh vee RAP tor
<i>Pachycephalosaurus</i>	PACK ee SEFF allo SORE uss
<i>Pachyrhinosaurus</i>	PACK ee RYE no SORE uss
<i>Parasaurolophus</i>	PA ra SORE oh LOAF uss
<i>Pentaceratops</i>	PEN ta SERRA tops
<i>Plateosaurus</i>	PLAT ee oh SORE uss
<i>Polacanthus</i>	pol a KAN thus
<i>Protoceratops</i>	PRO toe SERRA tops
<i>Psittacosaurus</i>	Si tak oh SORE uss
<i>Saltasaurus</i>	SAHL tah SORE uss
<i>Sauropelta</i>	SORE oh PEL ta
<i>Scelidosaurus</i>	SKEL i doe SORE uss
<i>Simornithosaurus</i>	SIGN or nith o SORE uss
<i>Sinosauropteryx</i>	SIGN o saw ROP terricks
<i>Sinraptor</i>	sign RAP tor
<i>Spinosaurus</i>	SPY no SORE uss
<i>Stegoceras</i>	STEG o SER ass
<i>Stegosaurus</i>	steg o SORE uss
<i>Styracosaurus</i>	sty RACK oh SORE uss
<i>Tarbosaurus</i>	TAHR bo SORE uss
<i>Tenontosaurus</i>	te NON to SORE uss
<i>Therizinosaurus</i>	THER i ZIN o SORE uss
<i>Triceratops</i>	try SERRA tops
<i>Troodon</i>	TROH o don
<i>Tyrannosaurus</i>	tie RAN o SORE uss
<i>Velociraptor</i>	vell OSS ee RAP tor
<i>Vulcanodon</i>	vul KAN o don



Huayangosaurus

Discovery timeline

IN THE CENTURIES SINCE THE FIRST discovery of dinosaur bones in the 1600s, fossil hunters have unearthed and named dinosaurs in more than 600 different genera. Each find reveals something new, helping scientists piece together how dinosaurs moved, fed, fought, bred, and died. This timeline highlights the major milestones in the study of dinosaurs and lists the steps that have led to our current understanding of these extraordinary creatures.

1677

English museum curator Robert Plot illustrates part of a *Megalosaurus* femur (thigh bone) in a book. He believes it to be part of the thigh bone of a giant man.

1818

Fossil bones found in Connecticut Valley in the US will later prove to be the first discovery of a North American dinosaur—*Anchisaurus*.

1820

Gideon Mantell, a British doctor, begins collecting fossils of a giant reptile that he later names and describes as *Iguanodon*.



William Buckland

1824

Megalosaurus becomes the first dinosaur to receive a scientific name when British geologist William Buckland publishes an account of its fossil jaw.

1834

American geologist Edward Hitchcock starts collecting fossil tracks in Connecticut Valley. He believes they were made by giant birds, but later research reveals they are tracks made by dinosaurs.

1842

The name "Dinosauria" appears in print for the first time after British anatomist Sir Richard Owen realizes that three kinds of giant fossil reptiles formed part of a special group.

1853

The first lifesize models of dinosaurs appear in a London park in the UK. They are designed by sculptor Benjamin Waterhouse Hawkins and are made of concrete.

1856

American anatomist Joseph Leidy names *Troodon*—the first American dinosaur to be given a scientific name that is still considered valid.

1859

Dinosaur eggshells are reported for the first time, based on discoveries in the south of France.

1861

German paleontologist Hermann von Meyer describes *Archaeopteryx*, a bird with feathered wings but the teeth and bony tail of a dinosaur.

1877

Huge fossil bones found in Colorado start a dinosaur rush to the West. By 1890, teams working for rival paleontologists Othniel C. Marsh and Edward Drinker Cope discover the fossils of many of North America's most famous dinosaurs, such as *Allosaurus*, *Apatosaurus*, *Camarasaurus*, *Diplodocus*, *Ornithomimus*, *Triceratops*, and *Stegosaurus*.

1878

Belgian coalminers find fossils of dozens of *Iguanodon* at a depth of 1,056 ft (322 m). Paleontologists later use these to make the first reconstructions of whole dinosaur skeletons.

1887

British paleontologist Harry Govier Seeley splits dinosaurs into two main groups, which he calls the Saurischia (lizard-hipped) and the Ornithischia (bird-hipped).

1902

American fossil hunter Barnum Brown finds the first *Tyrannosaurus* skeleton in Montana.

1903

American paleontologist Elmer S. Riggs names and describes *Brachiosaurus*, two years after fossils of this giant, giraffelike sauropod were discovered in Colorado.

1908–1912

German paleontologists Werner Janensch and Edwin Hennig lead expeditions to Tendaguru, Tanzania. They find fossils of Late Jurassic dinosaurs, including *Brachiosaurus* and *Kentrosaurus*.



Roy Chapman Andrews (right) with *Oviraptor* eggs

1912–1917

American dinosaur hunter Charles Sternberg and his sons collect a wealth of dinosaur fossils in Alberta, Canada, for Canada's Geological Survey.

1915

German paleontologist Ernst Stromer von Reichenbach names the 55¼ ft (17 m) long *Spinosaurus*.

1922–1925

Roy Chapman Andrews, Henry Fairfield Osborn, and Walter Granger lead American expeditions to Mongolia. They find fossils of dinosaurs including *Oviraptor*, *Protoceratops*, and *Velociraptor*, and discover nests with dinosaur eggs.

1927

In Algeria, French paleontologists Charles Depéret and J. Savornin discover the teeth of a large theropod later named *Carcharodontosaurus*.

1933–1970s

Chinese paleontologist Yang Zhongjian oversees dinosaur fossil discoveries in China and names dinosaurs including *Lufengosaurus*, *Mamenchisaurus*, *Omeisaurus*, and *Tsintaosaurus*.

1941

American paleontologist Roland T. Bird describes fossil footprints in Texas made by 12 sauropods walking together. This is the first indication that some dinosaurs traveled in herds.

1951

British paleontologist Kenneth Kermack questions the popular notion that sauropods needed water to buoy up their heavy bodies. He shows that water pressure would have suffocated a snorkeling sauropod.



Carcharodontosaurus skull compared with human skull

1954

Russian paleontologist Evgeny Maleev discovers the enormously long claws of *Therizinosaurus*, later found to be one of a strange group of plant-eating theropods called therizinosaurus.

1965

British paleontologist Alan Charig figures out how dinosaurs, with their upright stance and gait, evolved from sprawling reptiles.

1969

American paleontologist John Ostrom argues that dinosaurs' erect limbs meant that they were active, warm-blooded animals. He claims that birds evolved from small theropods. Ostrom bases these claims largely on his discovery in 1964 of the agile theropod *Deinonychus*.

1971

A Polish-Mongolian expedition in Mongolia finds skeletons of a *Velociraptor* and *Protoceratops* locked in battle.

1972

American paleontologist Robert Bakker suggests that air sacs in some dinosaurs reveal that these must have had a breathing system like that of birds. Later research supports this idea, at least for saurischian (lizard-hipped) dinosaurs.

1974

Paleontologists Peter Galton and Robert Bakker publish a paper where they argue that birds are dinosaurs. Subsequent research provides strong support for their claim.



Robert Bakker

1978

In Montana, American paleontologists John "Jack" Horner and Robert Makela begin excavations of fossil hadrosaur nests, eggs, and young. They find the first evidence that dinosaurs cared for their young.

1979

American geologist Walter Alvarez and his nuclear physicist father Luis Alvarez establish that a large asteroid smashed into Earth at the end of the Cretaceous Period with devastating effects. This was perhaps responsible for killing off all dinosaurs except the birds.

1980

American paleontologist Ralph Molnar describes the first dinosaur discovery from New Zealand—a theropod bone found by amateur fossil hunter Joan Wiffen.

1981

Australian paleontologist Alan Bartholomai and American paleontologist Ralph Molnar describe the ornithomimid *Muttaburrasaurus* from the first nearly complete dinosaur skeleton found in Australia.

1984

British paleontologist Michael Benton coins the name "Dinosauromorpha" for the group of reptiles consisting of dinosaurs and their closest relatives.

1985

British paleontologists Alan Charig and Angela Milner describe *Baryonyx*, a fish-eating theropod found in southern England and later identified as a relative of *Spinosaurus*.

1991

American paleontologist William Hammer excavates *Cryolophosaurus*. This crested theropod will become the first Antarctic dinosaur to be named and described in a scientific paper, in 1994.

1993

Argentinian paleontologists José Bonaparte and Jaime Powell describe the immense sauropod *Argentinosaurus*, possibly the largest dinosaur ever.

American paleontologist Paul Sereno describes *Eoraptor*, the earliest dinosaur to be discovered so far.

Jurassic Park's animatronics and computer simulations set new standards for the lifelike depiction of dinosaurs in films.

1995

Argentinian paleontologists Rodolfo Coria and Leonardo Salgado describe *Giganotosaurus*, a theropod perhaps larger than *Tyrannosaurus*.

1998

Chinese paleontologists Chen Pei-ji, Dong Zhi-ming, and Zhen Shuo-nan name *Sinosauropteryx*, the first known dinosaur with skin covered in downy "dinofuzz" rather than reptilian scales. The discovery supports the theory that birds evolved from theropods.

American paleontologist Karen Chin describes tyrannosaur fossil dung containing bones from a horned dinosaur's skull.

2003

Six Chinese paleontologists describe *Microraptor gui*, a small theropod with feathered arms and legs that helped it to glide from tree to tree.



Paleontologists at an *Argentinosaurus* dig site



Sinosauropteryx

American paleontologists Raymond Rogers, David Krause, and Kristina Curry Rogers show that the big Madagascan theropod *Majungatholus* ate others of its kind. This is the first undisputed proof that some dinosaurs were cannibals.

2005

Chinese paleontologists Meng Jin and Wang Yuanqing show that some mammals ate baby dinosaurs. They found fossils of a baby psittacosaur inside a fossil specimen of *Repenomamus robustus*, an opossum-sized mammal that lived in Early Cretaceous China.

Swedish scientist Caroline Strömberg shows that some sauropods fed on grass in Late Cretaceous India. Before this, people thought that no grass existed in the Age of Dinosaurs.

2007

American and Japanese paleontologists report the first real evidence that some dinosaurs lived in burrows. They found fossils of an ornithomimid in an underground den. Known as *Oryctodromeus* ("digging runner"), this ornithomimid lived in Montana, late in the Cretaceous Period.

2008

Belgian paleontologist Pascal Godefroit and colleagues show that late in the Cretaceous Period, ornithischian (bird-hipped) dinosaurs and theropods not only lived but also bred in Arctic Siberia.

2009

Mary Schweitzer and colleagues at North Carolina State University describe the oldest known protein (body molecule), from an 80-million-year-old hadrosaur's thigh bone. Protein analysis confirms that ornithischian dinosaurs were more closely related to living birds than to alligators.

Find out more

THERE ARE MORE WAYS OF finding out about dinosaurs than just reading books about these fascinating creatures. Some people join organized fossil hunts. Most of us can study dinosaur skeletons in natural history museums or see exhibitions of lifelike and life-size model dinosaurs that move and make noises. You can also take virtual museum tours on the Internet. Then there are dinosaur films and television documentaries, many of them available as DVDs. Often, these feature scarily realistic models and computer-generated images that help you to grasp what life must have been like in the wonderful and terrible Age of Dinosaurs.



HUNTING FOR FOSSILS

Good hunting grounds for dinosaur fossils include rocks below cliffs that are made of sandstone, mudstone, and clay from the Mesozoic Era. These rocks at Lyme Regis, England, are famous for their fossils of Mesozoic reptiles. Fossil hunters need permission to visit some sites and they should keep away from cliffs where chunks of rock could break off and fall.

GETTING TO KNOW YOU
The fossil dinosaurs you see in a museum are made of bones or copies of bones fitted together and supported by rods. The resulting skeletons stand as the dinosaurs did when alive.

Touring exhibitions of skeletons gives you a chance to see fossil dinosaurs from distant parts of the world.



Stegosaurus skeleton at Museum für Naturkunde, Berlin, Germany



UP CLOSE AND PERSONAL

Some museums offer visitors the chance to watch experts clean a dinosaur fossil still embedded in rock or a plaster jacket. Here, at Pittsburgh's Carnegie Museum of Natural History, children watch paleontologist Alan Tabrum tackle the huge and well-preserved skull of Samson, a *Tyrannosaurus rex*—a two-year task.

Rocks from the Jurassic Period containing dinosaur bones

JOIN A DIG!

You might be able to see paleontologists working at a fossil site, or even join in. For years, people have watched experts like this one carefully ease out bones from rock at the Dinosaur National Monument in Utah. Visitors to the Wyoming Dinosaur Center can also go on tours that join paleotechnicians on digs in progress.



Sled to move the dinosaur



USEFUL WEBSITES

- Lists all known dinosaurs for enthusiasts: www.dinodata.org
- The Discovery Channel's Dinosaur Central site, featuring games, videos, and more: dsc.discovery.com/dinosaurs
- BBC educational site on prehistoric life with plenty of articles on dinosaurs: www.bbc.co.uk/sn/prehistoric_life/index.shtml
- For a virtual tour of the famous fossil halls at the American Museum of Natural History: www.amnh.org/exhibitions/permanent/
- An overview of evolution at the Field Museum of Natural History: www.fieldmuseum.org/evolvingplanet/
- Lots of dinosaur information at the National Museum of Natural History: paleobiology.si.edu/dinosaurs/

REAL ON REEL


A *Velociraptor* pack threatens a man in this scene from *Jurassic Park III* (2001). With their computer-generated dinosaur images and robotic models, the movies in the *Jurassic Park* series were the first to make dinosaurs look lifelike, even though they might not have accurately represented the actual dinosaurs. Earlier movies used unconvincing models, puppets, or lizards with horns stuck on their heads.



Audience at the live show

WALKING WITH DINOSAURS

People can now enjoy live shows where lifelike animatronic dinosaurs stomp and roar. Based on the UK's BBC documentary series of the same name, *Walking with Dinosaurs* tours the world with 15 life-size models up to 56 ft (17 m) long and 36 ft (11 m) tall.



Places to visit

AMERICAN MUSEUM OF NATURAL HISTORY

New York, NY
This major museum features more than 100 specimens in its fossil dinosaur halls.

FIELD MUSEUM OF NATURAL HISTORY

Chicago, IL
The variety of exhibits includes the largest and best-preserved *Tyrannosaurus*, which is nicknamed Sue, and the crested theropod *Cryolophosaurus*.

NATIONAL MUSEUM OF NATURAL HISTORY

Washington, D.C.
The Smithsonian Institution's huge collection includes fossils of various North American dinosaur species.

CARNEGIE MUSEUM OF NATURAL HISTORY

Pittsburgh, PA
The museum has the third-largest show of real mounted dinosaurs as opposed to casts, and claims to have the world's largest collection of Jurassic dinosaurs.

THE WYOMING DINOSAUR CENTER AND DIG SITES

Thermopolis, WY
This large museum is host to more than 50 active dig sites, which visitors can tour.

NATURAL HISTORY MUSEUM OF LOS ANGELES COUNTY

Los Angeles, CA
The largest natural and historical museum in the western United States has a large collection of dinosaurs.

DINOSAUR VALLEY STATE PARK

Glen Rose, TX
This scenic park on the Paluxy River is home to some of the best-preserved dinosaur tracks in the world.

ROCKY MOUNTAIN DINOSAUR RESEARCH CENTER

Woodland Park, CO
The RMDRC features a huge collection of Late Cretaceous fossils, as well as a working fossil lab and an interactive children's learning center.

PEABODY MUSEUM OF NATURAL HISTORY

New Haven, CT
One of the oldest natural history museums in the world, the Peabody's Great Hall of Dinosaurs houses impressive mounted skeletons and the famous Age of Reptiles mural.

SAN DIEGO NATURAL HISTORY MUSEUM

San Diego, CA
A *Nodosaurus* and a full *Allosaurus* reconstruction are two of the highlights of the museum.

ROYAL TYRRELL MUSEUM OF PALAEOONTOLOGY

Drumheller, Alberta, Canada
Forty mounted skeletons, mainly of Late Cretaceous dinosaurs from North America, make this one of the greatest of all museums devoted to these animals.

Glossary

AMMONITES

An extinct group of mollusks related to squid; with a coiled shell. They lived in Mesozoic seas.

AMPHIBIANS

A group of cold-blooded vertebrates (backboned animals) originating more than 100 million years before the dinosaurs. The young live in fresh water but many transform into land-based adults. Living amphibians include frogs and salamanders.

ANGIOSPERMS

Flowering plants—one of the two main types of land plant that produce seeds (*see also* GYMNOSPERMS). Angiosperm seeds are enclosed by an ovary, which later develops into a fruit. Flowering plants first appeared in the Cretaceous Period and eventually transformed dinosaur habitats. Angiosperms range from grasses and herbs to great broadleaved trees, and include kinds such as magnolias that have changed little since the Cretaceous.



Bipedal (*Giganotosaurus*)

ANKYLOSAURS (“fused lizards”)

A group of four-legged, armored, plant-eating ornithischians with bony plates covering the neck, shoulders, and back, and a horny beak used for cropping plants.

ARCHOSAURS

A broad group of extinct and living reptiles with two main subgroups. Crocodiles and their relatives form one group. Dinosaurs, pterosaurs, and their relatives form the other.

ASTEROID

A rocky lump orbiting the Sun. Asteroids are smaller than planets but can measure hundreds of miles across.

BIPEDAL

Walking on two hind limbs, rather than on all fours.

BIRDS

A group of dinosaurs with feathered wings. Some scientists call the whole group Aves. Others call the modern birds Aves or Neornithes, and refer to the extinct, primitive birds as Avialae.

CARNIVORES

Animals that feed on meat.

CARNOSAURS

Large theropods with a big skull and teeth. Once used for all such meat-eaters, the name is now restricted to *Allosaurus* and some of its relatives.

CERATOPSIANS (“horned faces”)

Bipedal and quadrupedal, plant-eating ornithischians, with a deep beak and a bony frill at the back of the skull. Many, such as *Triceratops*, had facial horns.

COLD-BLOODED

Animals that are cold-blooded (or more properly, ectothermic), are dependent upon the Sun’s heat for body warmth. Most reptiles are cold-blooded (*see also* WARM-BLOODED).

CONIFER

Cone-bearing tree such as a pine or fir.

COPROLITE

Fossilized dung.

CRETACEOUS PERIOD

Third period of the Mesozoic Era; about 145–65 million years ago.

CYCAD

Palm-shaped, seed-bearing plant with long, fernlike leaves. A type of gymnosperm. Cycads were common during the Age of Dinosaurs.

DROMAEOSAURIDS (“running lizards”)

A group of birdlike theropods that were closely related to birds.

DUCK-BILLED DINOSAURS


See HADROSAURS

EMBRYO

A plant, animal, or other organism in an early stage of development, before germination, hatching, or birth.

EVOLUTION

The gradual changes in living organisms that occur over many generations, controlled mainly by the process of natural selection (organisms



Cycad



Mammal (*Negabaata*)

well adapted to their environment produce more offspring than those less well adapted, and pass on more genes to future generations). When populations become separated, they begin evolving independently in different directions, and new species emerge. Dinosaurs gradually evolved from reptile ancestors, and birds evolved, step-by-step, from dinosaurs.

EXTINCTION

The dying-out of a plant or animal species.

FOSSIL

The remains of something that once lived, preserved in rock. Teeth and bones are more likely to form fossils than softer body parts, such as internal organs.

GASTROLITH

Any stone swallowed by an animal to help grind up food in the stomach.

GENUS (plural, GENERA)

In the classification of living organisms, a group of closely related species. The species *Tyrannosaurus rex* is grouped with related species into the genus *Tyrannosaurus*.

GINKGO

A unique type of broadleaved tree that evolved in the Triassic Period and survives essentially unchanged to this day. A type of gymnosperm.

GYMNOSPERMS

One of the two main types of land plant that produce seeds. It includes cycads, ginkgos, and conifers, such as pine and fir. Gymnosperms produce naked seeds.

HADROSAURS (“bulky lizards”)

Duck-billed dinosaurs. Large, bipedal and quadrupedal ornithomorphs from late in the Cretaceous Period. They had a ducklike beak that was used for browsing on vegetation.

HERBIVORES

Animals that feed on plants.

ICHTHYOSAURS

Large prehistoric reptiles with a pointed head, flippers, and a tail like a fish’s. Ichthyosaurs were streamlined for swimming fast in the sea. Most lived in the Jurassic Period.

JURASSIC PERIOD

Second period of the Mesozoic Era; about 200–145 million years ago.

MAMMALS

Warm-blooded, hairy vertebrates that suckle their young. Mammals began to appear in the Triassic Period.

MANIRAPTORANS ("grasping hands")

A group of theropod dinosaurs with long arms and hands, including dromaeosaurids such as *Velociraptor*, and birds.

MESOZOIC ("middle life")

The geological era, about 250–65 million years ago, containing the Triassic, Jurassic, and Cretaceous periods. From the late Triassic on, dinosaurs were the dominant land animals in the Mesozoic.

MOLLUSKS

Snails, clams, squid, and their relatives. Ammonites belonged with the squid and their kin in a group of mollusks called cephalopods.

MOSASAURS

Large aquatic lizards with paddle-shaped limbs and a tail flattened from side to side. They hunted fish and other sea creatures in the Cretaceous Period.



Paleozoic Era (Trilobite fossil)

ORNITHISCHIANS ("bird hips")

One of the two main dinosaur groups (*see also SAURISCHIANS*). In ornithischians, the pelvis (hip bone) is similar to that of birds. Ornithischians include stegosaurs, ankylosaurs, ceratopsians, pachycephalosaurs, and ornithomids.

ORNITHOPODS ("bird feet")

A group of plant-eating, mainly bipedal ornithischians with long hind limbs. The group includes *Iguanodon* and hadrosaurs.

PACHYCEPHALOSAURS

("thick-headed lizards") A group of bipedal ornithischians with a thick skull.

PALEONTOLOGIST

Someone who conducts scientific studies of the fossil remains of plants and animals.

PALEONTOLOGY

The scientific study of fossilized organisms.

PALEOZOIC ("ancient life")

The geological era before the Mesozoic. It lasted from 540 until 250 million years ago and contains the Cambrian, Ordovician, Silurian, Devonian, Carboniferous, and Permian periods.

PLESIOSAURS

A group of large marine reptiles living in the Mesozoic Era, with flipper-shaped limbs and, often, a long neck.

PREDATOR

An animal or plant that preys on animals for food.

PROSAUROPODS ("before sauropods")

A group of early plant-eating saurischians that lived from late in the Triassic Period to early in the Jurassic Period.

PSITTACOSAURS ("parrot lizards")

Bipedal ceratopsians living in the Cretaceous Period. Psittacosaurids had deep beaks like those of parrots and used them to eat plants.

PTEROSAURS ("winged lizards")

Flying reptiles of the Mesozoic Era, related to the dinosaurs.

QUADRUPEDAL

Walking on all fours.

RADIOACTIVE ELEMENT

A substance that decays by giving off particles and energy. Certain elements decay at a known rate. By measuring the radioactivity level of a sample of an element, scientists can work out the age of the sample. Scientists find the age of fossil-bearing rocks by measuring the radioactivity of certain elements that occur in volcanic rocks formed just above or below the fossil-bearing rocks.

REPTILES

Typically, cold-blooded, scaly vertebrates laying eggs or giving birth on land. Living reptiles include lizards, snakes, turtles, and crocodiles.

SAURISCHIANS ("lizard hips")

One of two main dinosaur groups (*see also ORNITHISCHIANS*). In typical saurischians, the pelvis (hip bone) is similar to that of lizards. Saurischians include prosauropods, sauropods, and theropods.

SAUROPODS ("lizard feet")

Huge, quadrupedal, plant-eating saurischians, with long necks and tails. They lived through most of the Mesozoic Era.

SCUTE

Bony plate with a horny covering, set into the skin to protect from an enemy's teeth and claws.

SEDIMENT

Material such as sand and mud deposited by wind, water, or ice.



Trace fossil (coprolite)

SKULL

The head's bony framework protecting the brain, eyes, ears, and nasal passages.

SPECIES

The level below genus in the classification of living things. Individuals in a species can breed to produce fertile young. Each species has a two-part name—*Microraptor gui*, for instance.

STEGOSAURS ("plated/roofed lizards")

Plant-eating, quadrupedal ornithischians with two tall rows of bony plates running down the neck, back, and tail.

THEROPODS ("beast feet")

Mostly predatory saurischians with sharp teeth and claws.

TRACE FOSSIL

The remains of signs of prehistoric creatures, rather than fossils of the creatures themselves, preserved in rock. Trace fossils include footprints, bite marks, droppings, eggs, and fossil impressions of skin, hair, and feathers.

TRIASSIC PERIOD

First period of the Mesozoic Era; about 250–200 million years ago.

TYRANNOSAURIDS ("tyrant lizards")


Huge, bipedal theropods with a large head, short arms, two-fingered hands, and massive hind limbs. Tyrannosaurids flourished late in the Cretaceous Period in North America and Asia.

WARM-BLOODED

Keeping the body at constant temperature (often above that of the surroundings) by turning energy from food into heat. Warm-blooded animals are more properly called endothermic. Many dinosaurs were probably warm-blooded, although modern reptiles are not. Mammals and birds are warm-blooded (*see also COLD-BLOODED*).

VERTEBRATES

Animals with a spinal column, or backbone.



Sauropod (*Mamenchisaurus*)

Index

A

Acanthostega 24
Age of Dinosaurs 6, 10, 14
Age of Giants 12
Albertosaurus 15
Allosaurus 22, 32, 50–51
Alxasaurus 14
Amargasaurus 45
ammonites 17, 18, 19, 70
amphibians 12, 70
Amphicoelias 22
Anchisaurus 21
ankylosaurs 8, 9, 12, 14, 70
heads 26
skin 54–55
tails 40, 42
Apatosaurus 43, 49
Archaeopteryx 13, 56–57
archosaurs 24, 70
Argentinosaurus 22, 67
armadillo 55
armored dinosaurs 8, 26, 34, 42, 54–55
arms 46–47
asteroids 16–17, 70

B

backbones 6, 24, 38–39
Bambiraptor 47
Barapasaurus 12
Barosaurus 9, 22, 41
Barsboldia 32
Baryonyx 33, 48, 62–63
Bavarisaurus 23
birds 6, 15, 16, 17, 31, 56–57, 70
birth 58–59
bison 45
body temperature 44–45
Brachiosaurus 22, 35, 36
brains 26–27
breathing 6
Brontopodus 52
Buckland, William 20, 66

C

calls 30
Camarasaurus 26, 38, 47
camouflage 31, 54
Carnotaurus 64
Chararodontosaurus 22, 66
Carnotaurus 29
Caudipteryx 56, 57
Centrosaurus 60
ceratopsians 8, 70

Ceratosaurus 9
Chasmatosaurus 24
Citipati 33, 59
cladogram 64
classification 64
claws 48–49
Coelophysis 11
coelurosaurs 32
color 31, 54
communication 30–31
Confuciosaurus 57
coprolite 33, 70
Corythosaurus 29, 37, 41, 63
crested dinosaurs 28–29
Cretaceous Period 14–15, 16, 70
crocodiles 10, 13, 24, 43
Cryolophosaurus 31

DE

deer 28
Deinocoelurus 46
Deinonychus 27, 40, 48, 49
digestive system 33, 34
digital models 63, 69
Dilophosaurus 19, 53
Diplodocus 22, 35, 37, 38–39, 41, 51, 62
display 31, 54, 56
dromaeosaurids 40, 48, 56, 70
Dryosaurus 40
duck-billed dinosaurs *see* hadrosaurs
Edmontonia 55
Edmontosaurus 15, 19, 35, 55
eggs 33, 58–59
Elasmosaurus 7
enantiornithes 15
Eocursor 11
Eoraptor 25
Epidaxipteryx 57
Eudimorphodon 11
Euoplocephalus 9, 38, 43
Euparkeria 24
evolution 24–25, 70
extinction 16–17, 70

F

feathers 6, 14, 23, 47, 56–57
fingers 7, 11, 46–47, 48–49
fish 24, 25, 33
flight 56–57
flowering plants 14
footprints 52–53
fossils 18–19, 66–68, 70

coprolite 33
eggs and young 58–59
first finds 20–21
footprints 52–53
fossil-hunting 60–61
rebuilding a dinosaur 62–63
frogs 12
Fuzzy Raptor 56

GHI

Gallimimus 8, 30
Gastonia 42
Gastornis 17
gastroliths 34, 70
Giganotosaurus 67
Gila monster 54
Gondwana 12, 14
growth 58–59
Guanlong 12
hadrosaurs 9, 29, 34, 41, 55, 58, 70
hands 7, 46–47
heads 6, 26–27, 28–29
Herrerasaurus 10
Heterodontosaurus 8, 35
hip bones 7, 8, 24, 50
hooves 48–49
horned dinosaurs 8, 34, 37
horns 28–29
Huayangosaurus 65
humans 25, 27
humps 44–45
hunting packs 27, 53
Hylaeosaurus 21
Hyperodapedon 11
Hypsilophodon 50
ichthyosaurs 7, 12, 70
Ichthyosaurus 12
Iguanodon 9, 20–21, 62
backbone 39
footprints 52–53
hands 46
size 22, 23, 52
skin color 31
teeth 34
iridium 17

JKL

jaws 32–33, 34–35
Jurassic Park 69
Jurassic Period 12–13, 70
Karaurus 12
Kentrosaurus 13, 42
Lambeosaurus 29
Laurasia 12, 14
Leaellynasaura 31
legs 6, 7, 50–51
Lesothosaurus 35
Liaoxiornis 15
Linnaeus, Carl 64

lizards 6, 7, 10, 54
Lufengosaurus 60

M

Maiasaura 58
Majungatholus 6
mammals 11, 15, 17, 24, 70
maniraptorans 46, 47, 48, 56, 57, 71
Mantell, Gideon 20, 66
marginocephalians 8
meat-eaters 8, 10, 32–33, 48
Megalosaurus 20, 21, 32
Megazostrodon 11
Mei long 22
Mesozoic Era 10, 12, 14, 18, 71
Microraptor 6, 22, 23
molech 43
Monolophosaurus 7
mosasaurs 7, 15, 71
Mosasaurs 15
museums 68–69
Muttaburrasaurus 9

NO

names 65
necks 7, 35, 36–37
nests 58
Nigersaurus 34
noses 28
omnivores 48
ornithischians 8, 34, 35, 48, 71
Ornithocheirus 15
ornithomimids 32, 50
Ornithomimus 50, 66
ornithopods 8, 9, 12, 14, 50, 71
ossicles 54
ostriches 32, 50
Owanosaurus 45
Oviraptor 58, 66
oviraptorids 33, 58, 59
Owen, Sir Richard 20, 21, 66

PQ

pachycephalosaurs 8, 71
Pachycephalosaurus 28
Pachyrhinosaurus 28
paleontologists 7, 8, 18–19, 68, 71
timeline 66–67
first finds 20–21
tools and techniques 60–61
Paleozoic Era 71

Panderichthys 24
Pangaea 10, 12
Parasaurolophus 30
Pentaceratops 37
Phenacodus 17
placodonts 11
Placodus 11
plant-eaters 8, 10, 11, 12, 34–35, 38, 48
plants 10, 13, 14, 19
plated dinosaurs 8, 44–45, 54–55
Plateosaurus 11
plesiosaurs 7, 71
Polacanthus 55
pronunciation guide 65
prosauropods 10, 12, 36, 71
Protoceratops 18, 58, 59
Protosuchus 13
psittacosaur 8, 71
Psittacosaurus 35
Pterodactylus 13
pterosaurs 10, 11, 12, 15, 71

RS

rebuilding 62–63
reptiles 6, 7, 10, 24, 71
rhynchosaurs 10, 11
sails 44–45
salamanders 12
Saltasaurus 15, 54
saurischians 8, 9, 71
Sauropelta 14
sauropodomorphs 60
sauropods 9, 10, 12, 14, 71
digestive system 34
eggs 58
footprints 52
legs and feet 51
plates and sails 44
size 22
skin 54
tails 40–41, 43
scales 54–55
Scelidosaurus 12
sea reptiles 11, 12, 15
sedimentary rocks 18, 60
senses 30–31
sight 30–31
Sinornithosaurus 56
Sinosauroptryx 56, 67
Sinraptor 13
size 22–23
skeletons 24–25, 62–63
skin 31, 54–55
skulls 6, 24, 26–27, 28–29, 71
smell 31
speed 50–51
spinosaurids 32

Spinosaurus 44, 45
Stegoceras 28
stegosaurs 8, 12, 14, 42, 44, 71
Stegosaurus 44–45
Styracosaurus 8, 14
sauropods 8, 9, 36, 38, 42, 46, 51

TU

tails 9, 40–43
Tarbosaurus 32
teeth 9, 11, 20–21, 32–33, 34–35
Tenontosaurus 27
Tethys Sea 10
Therizinosaurus 46, 48, 49
theropods 8–9, 10, 12, 14, 71
brains 26
claws 48
feathers 56
feeding 32–33
legs and feet 50–51
necks 36–37
size 22
tails 40
thorny devil 43
thumbs 46, 49
thyreophorans 8
titanosaurs 54
toes 7, 50–51
trace fossils 19, 52–53, 71
Triassic Period 10–11, 71
Triceratops 22, 23, 28–29, 49
Trodon 27, 30–31, 58
tyrannosaurids 71
Tyrannosaurus 6
arms and hands 46, 47
eggs and young 58
feet 51
head and brain 27
jaw and teeth 32
neck 36, 37
sense of smell 31
skeleton 25

VWXYZ

Velociraptor 36, 56
vertebrae 37, 38–39
volcanic eruptions 16
Vulcanodon 51
Walking with Dinosaurs 69
warm-blooded 6, 71
websites 69
Westlothiana 24
wings 11, 15, 56–57
Zalambdalestes 15

Acknowledgments

Dorling Kindersley would like to thank: Sarah Owens for proofreading; Helen Peters for the index; David Ekholm JAlbum, Sunita Gahir, Jo Little, Sue Nicholson, Jessamy Wood, and Bulent Yusuf for the clipart; Sue Nicholson and Jo Little for the wallchart; and Camilla Hallinan for advice.

The Publishers would like to thank the following for their kind permission to reproduce their photographs:

(Key: a-above; b-below/bottom; c-center; l-left; r-right; t-top)

Alamy Images: Katewarm Images 181 (Limestone 2), 181 (Limestone); The Natural History Museum, London 61tc, 61ti; vario images GmbH & Co. KG 68ca; **Corbis:** James L. Amos 57cr; Alltandite Phototravel 62bb; Tom Bean 53tr; Bettmann 21cr, 66tr; Jonathan Blair 2cla, 17tr; Gray Braasch 25br (Background); Frank Lane Picture Agency/Derek Hall 68tl; D. Robert & Lorri Franz 28bc; Mark A. Johnson 31bc; Steve Kaufman 18l (Sandstone); Bob Krist 22tl; George D. Lepp 45cr; Louie Psihoyos 28-29c, 46tl, 59br, 60ra, 62tl, 66br, 67cl, 68bc; Louie Psihoyos 18tr; Nick Rains 43bl; Roger Resmeyer 39br; Reuters/Charles Platiau 31cr; Pete Saloutos 35br (Ground Ferns); Kevin Schaffer 12cl, 19tl; Science Faction/Louie Psihoyos 43cla, 45tl; Sigma/Vo Trung Dung 61tr; Zeta/Mural Taner 36cl (Crane); **DK Images:** Courtesy of The American University of Natural History/Lynton Gardiner 6bl, 19tr, 41r, 59r; Bedrock Studios 57bl; Bedrock Studios/Jon Hughes 17bc, 47l; Robert L. Braun -

Modelmaker/Tim Ridley 14br; Courtesy of the Carnegie Museum of Natural History, Pittsburgh/Lynton Gardiner 35bc; Centaur Studios - Modelmaker/Andy Crawford 48bl (Baryonyx); Centaur Studios - Modelmakers/Andy Crawford 23bl; David Donkin - Modelmaker/Andy Crawford 12tl, 14tl; Davin Donkin - Modelmaker/Andy Crawford 10tl; ESPL - Modelmaker/Geoff Brightling 25tc; Graham High - Modelmaker/Gary Omler 37cr; Graham High at Centaur Studios - Modelmaker/Andy Crawford 36cl (Dinosaur); Graham High at Centaur Studios - Modelmaker/Dave King 23br, 47bc, 49c; John Holmes - Modelmaker/Andy Crawford 33tl; John Holmes - Modelmaker/Steve Gorton 43br; Jon Hughes 15clb (Mososaur), 17br, 24bl, 24br; Jeremy Hunt at Centaur Studios - Modelmaker/Dave King 9tr, 41br; Courtesy of the Museo Argentino De Ciencias Naturales, Buenos Aires 54bl; Courtesy of the Natural History Museum, London 52bl; Courtesy of the Natural History Museum, London/Colin Keates 2tr, 4bl, 4cl, 8c, 20cl, 30tl, 34cb, 34cl, 35ca, 39tr, 41clb, 46bl, 47tr (Diplodocus), 49cl, 51tr, 52-53tc, 55c, 55t, 60-61b, 62cl, 62-63bc; Courtesy of the Natural History Museum, London/John Downes 2b, 20b, 58br; Courtesy of the Natural History Museum, London/John Holmes - Modelmaker/John Downes 24clb; Courtesy of the Natural History Museum, London/Philip Dowell 57br; Courtesy of the Naturmuseum Senckenburg, Frankfurt/Andy Crawford 25tl; Courtesy of Oxford University Museum of Natural History/Richard Hammond - Modelmaker/Steve Gorton 24cla; Peabody Museum of Natural History, Yale

University. All rights reserved/Lynton Gardiner 49br; Luis Rey 24tl (Panderichthys); Courtesy of the Royal Museum of Scotland, Edinburgh/Harry Taylor 19br; Courtesy of the Royal Tyrrell Museum of Paleontology, Alberta, Canada/Andy Crawford 51tr; Courtesy of the Royal Tyrrell Museum/Andy Crawford 55bl; Courtesy of the Royal Tyrrell Museum of Paleontology, Alberta, Canada/Andy Crawford 26c, 28bl; Courtesy of the Senckenberg Nature Museum, Frankfurt/Andy Crawford 47tr (Elephant); Courtesy of Staatliches Museum für Naturkunde, Stuttgart/Andy Crawford 1, 32cl; Courtesy of the State Museum of Nature, Stuttgart/Andy Crawford 58tl; **Getty Images:** AFP/Hector Mata 45c; Brad Barket 69b; The Bridgeman Art Library 21br; Gallo Images/Travel Ink 19cr; Robert Harding World Imagery/Jochen Schlenker 9br (Background); Hulton Archive 21tl; The Image Bank/Doug Allan 24tl (Background); National Geographic/Ira Block 34tl; National Geographic/Jeffrey L. Osborn 8-9c, 29tr, 45tr; Spencer Platt 6cr; Stocktrek Images 17tl; Stone/G. Brad Lewis 16tl; Stone/Tim Flach 4tr, 54tl; Stringer/Jeff Swensen 68clb; Taxi/Carl Roessler 15clb (Background); Tetra Images 48bl (Water); Visuals Unlimited/Ken Lucas 64-65 (Background); 66-67 (Background); 68-69 (Background); 70-71 (Background); 71cl; **The Kobal Collection:** Amblin/Universal/ILM - Industrial Light & Magic 69ca; Columbia Tristar 23tl; Dreamworks/Paramount 16b; **Octavo Mateus:** 49tr; **The Natural History Museum, London:** 20cr, 20tl, 21tr, 26br, 33br, 34bc, 38bl, 50tl, 55cr, 56cl, 56cr, 64tr; Benislav Krzic 29cr; John Sibbick 27br; **Photoblibrary:** Mickey Gibson 18l

(Shale 2), 18l (Shale); C.C. Lockwood 18l (Limestone 3); Oxford Scientific/Jen & Des Bartlett 50br; **Rex Features:** Sipa Press 60tl; **Royal Saskatchewan Museum, Canada:** 2crb, 33tr; **Science Photo Library:** Christian Darkin 23ca; Geological Survey of Canada/Mark Pilkington 17cla; Carlos Goldin 67br; Roger Harris 36br; Sheila Terry 66cl; **Still Pictures:** Biosphoto/Jean-Philippe Delobelle 52cl; **Nobumichi Tamura:** 57c.

Wallchart: Corbis: Louie Psihoyos (Triceratops), (Paleontologist); **DK Images:** Courtesy of The American Museum of Natural History/Lynton Gardiner (Edmontosaurus Mummy); Courtesy of the Natural History Museum, London/John Downes (Nest); Courtesy of Staatliches Museum für Naturkunde, Stuttgart/Andy Crawford (Allosaurus Skull); **Getty Images:** Gallo Images/Travel Ink (Footprint); National Geographic/Ira Block (Nigersaurus); **The Kobal Collection:** Dreamworks/Paramount (Deep Impact).

All other images © Dorling Kindersley
For further information see: www.dkimages.com